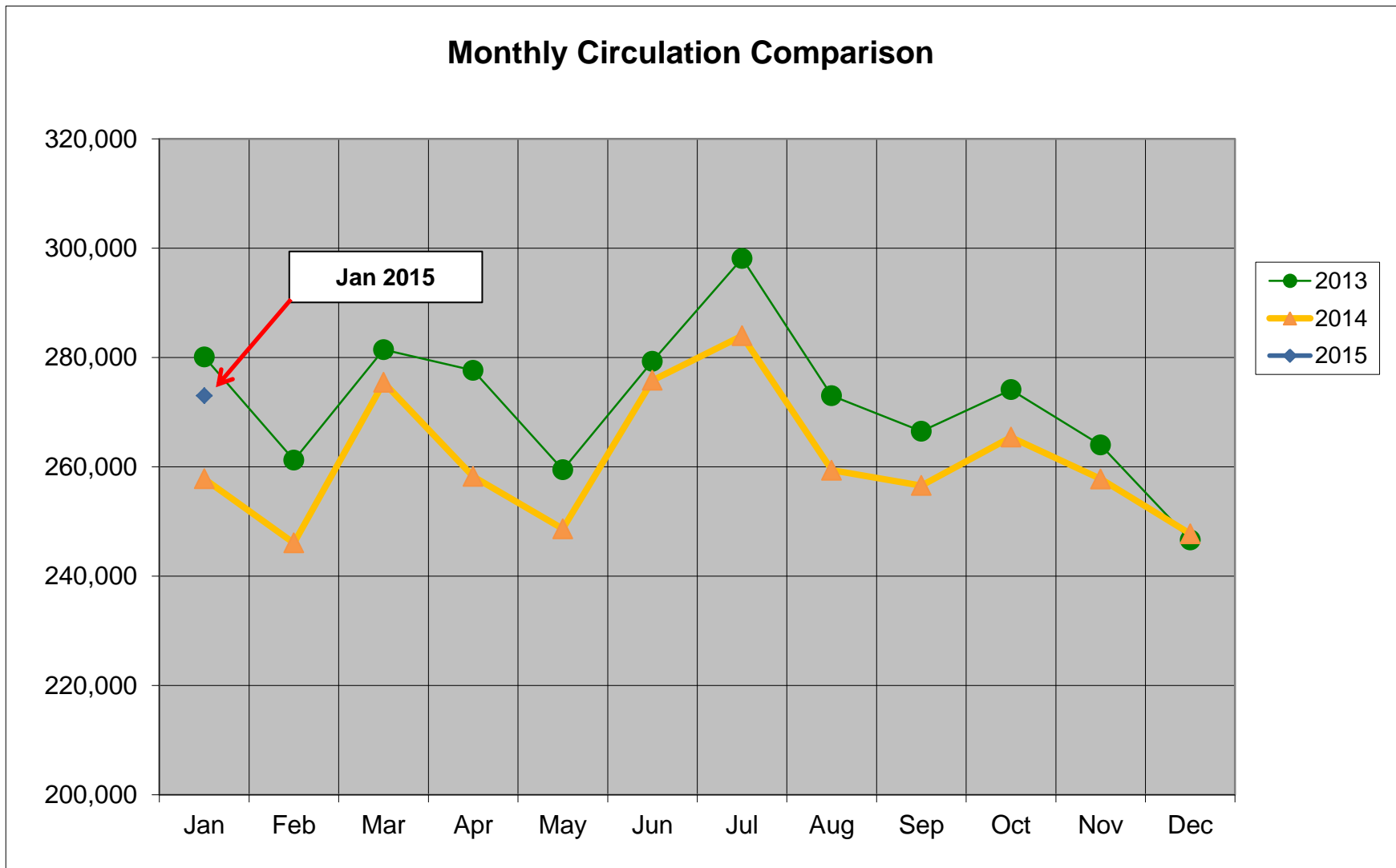


2015 Monthly Activity Report

Borrowers		Jan	Feb	Mar	2015 Y-T-D	2014 Total
	Total	147,337				
	Purged/Deleted	205			205	11,050
	New	1,463			1,463	16,217
<b>Collection (print &amp; media)</b>	Added	3,305			3,305	47,512
	Removed	4,920			4,920	48,697
	Total number of items (end of month)	399,240				
<b>eMedia Circulation</b>	<b>ebooks</b>	<b>16,453</b>			<b>16,453</b>	142,037
	<b>eaudiobooks</b>	<b>15,534</b>			<b>15,534</b>	42,967
	<b>emusic</b>	<b>5,846</b>			<b>5,846</b>	32
	<b>evideo</b>	<b>1,055</b>			<b>1,055</b>	60
	<b>emagazine</b>	<b>1,431</b>			<b>1,431</b>	12,195
	<b>TOTAL</b>	<b>40,319</b>			<b>40,319</b>	197,291
<b>Computer Usage</b>	Sign up computer sessions	12,366			12,366	205,448
	Sign up computer number of hours	9,374			9,374	120,574
	Wireless	12,533			12,533	154,488
<b>Door Traffic</b>		84,594			84,594	1,314,838
<b>Database Usage</b>	Sessions/Searches	23,309			23,309	423,455
<b>Programming</b>	<i>Attendance</i>					
	Children's	2,180			2,180	34,605
	Teen	11			11	873
	Adult	392			392	8,846
	All Ages	45			45	3,009
	Other Locations	-			-	4,001
	Outreach	1,097			1,097	23,333
	<b>TOTAL</b>	<b>3,725</b>			<b>3,725</b>	74,667
	<i>Number of Programs</i>					
	Children's	76			76	1,009
	Teen	1			1	47
	Adult	10			10	276
	All Ages	3			3	93
	Other Locations	-			-	9
	Outreach	45			45	637
	<b>TOTAL</b>	<b>135</b>			<b>135</b>	2,071
<b>Volunteer Services</b>	Number of volunteer hours	336			336	10,212
	Number of volunteers	60				1,427
<b>Recycled materials (in pounds)</b>					-	47,629

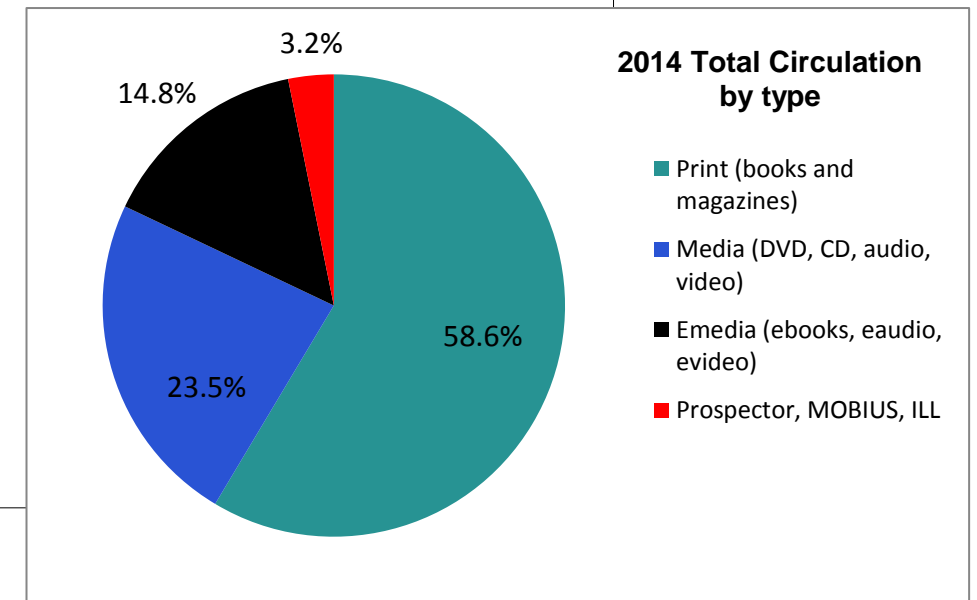
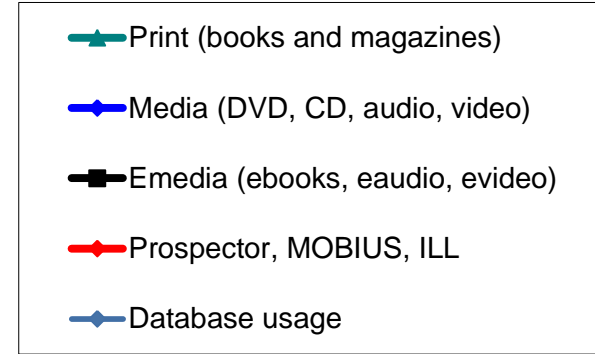
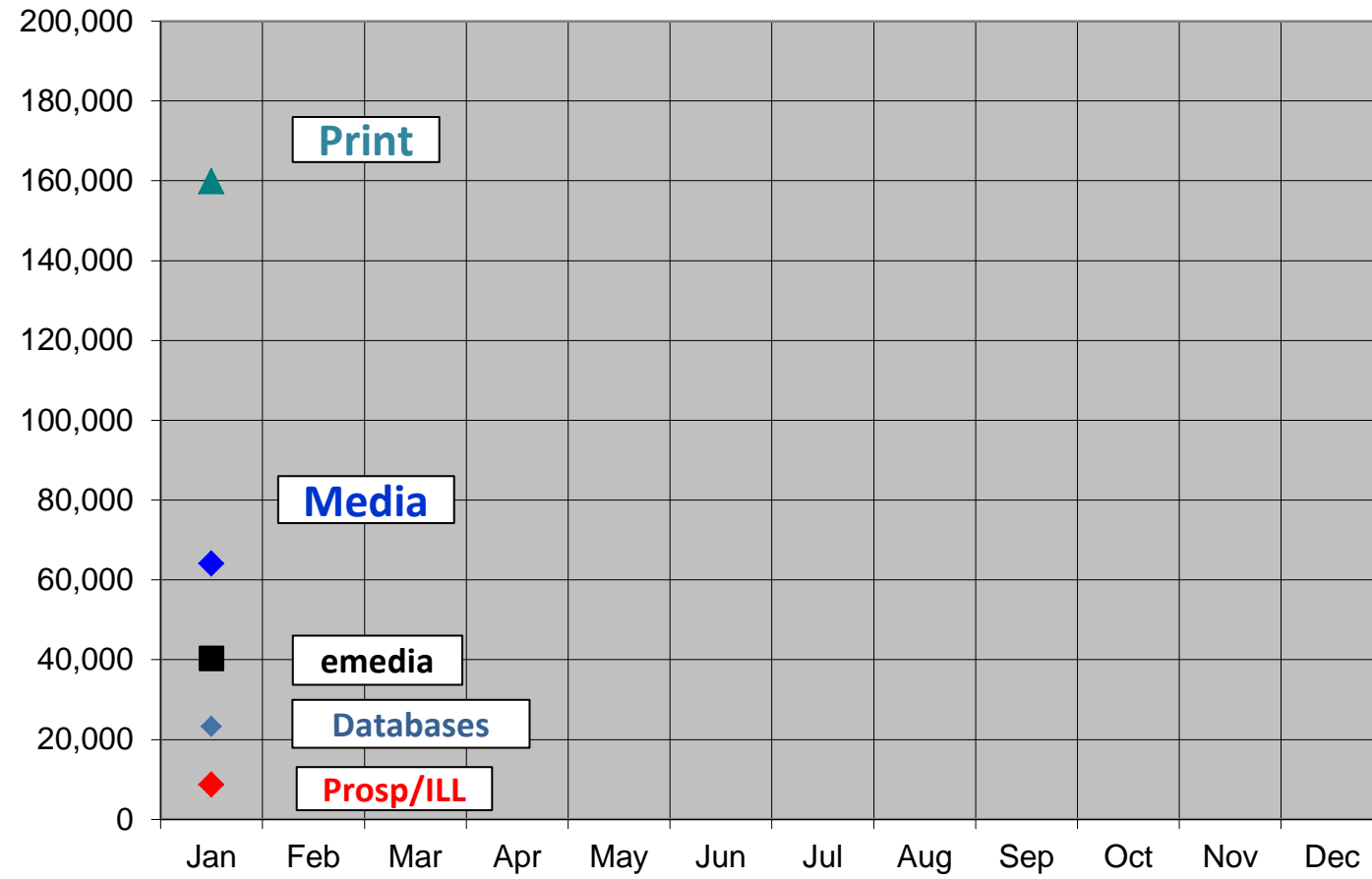
# Total Circulation Chart

Includes circulation of print, media and emedia



	Jan	Feb	Mar	Apr	May	Jun	Jul	Aug	Sep	Oct	Nov	Dec	Total	% increase Y-T-D
2013	280,070	261,191	281,398	277,644	259,450	279,265	298,095	272,972	266,474	274,078	263,974	246,611	3,261,222	
2014	257,771	246,039	275,419	258,199	248,633	275,794	283,947	259,342	256,545	265,410	257,757	247,728	3,132,584	<b>-3.94%</b>
2015	<b>272,960</b>												<b>272,960</b>	<b>5.89%</b>

## 2015 Circulation by Type and Database Usage



**2015**  
 Print (books and magazines)  
 Media (DVD, CD, audio, video)  
**Emedia (ebooks, eaudio, evideo)**  
 Prospector, MOBIUS, ILL  
**Total Circulation**  
**Database usage**

	Jan	Feb	Mar	Apr	May	Jun	Jul	Aug	Sep	Oct	Nov	Dec	Total	% of total
Print (books and magazines)	159,899												159,899	59%
Media (DVD, CD, audio, video)	64,076												64,076	23%
<b>Emedia (ebooks, eaudio, evideo)</b>	<b>40,319</b>												<b>40,319</b>	15%
Prospector, MOBIUS, ILL	8,666												8,666	3%
<b>Total Circulation</b>	<b>272,960</b>												<b>272,960</b>	
<b>Database usage</b>	<b>23,309</b>												<b>23,309</b>	