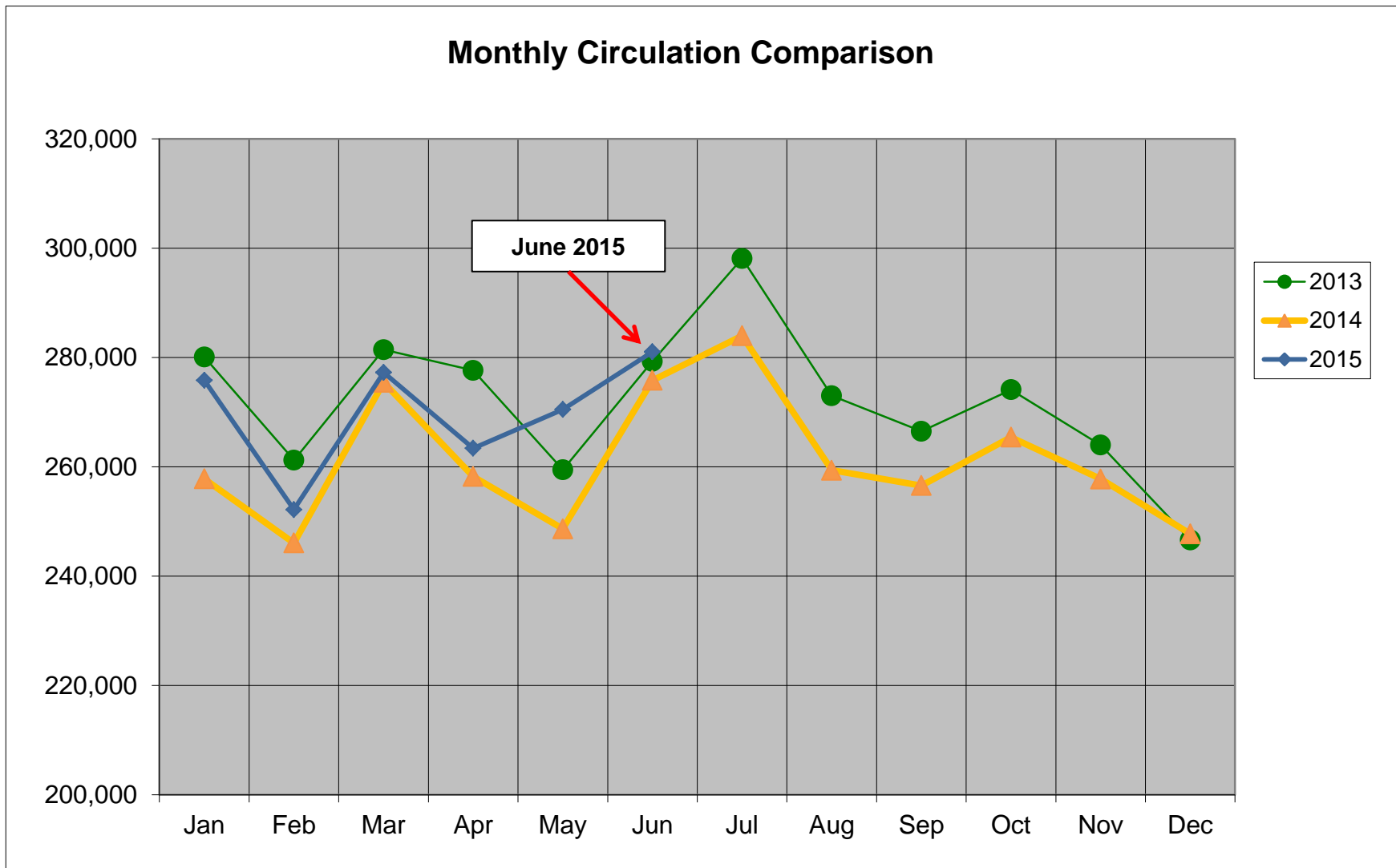


2015 Monthly Activity Report

Borrowers		Jan	Feb	Mar	Apr	May	June	Jul	Aug	Sep	Oct	Nov	Dec	2015 Y-T-D	2014 Total
	Total	147,337	148,634	149,797	150,686	151,857	153,154								
	Purged/Deleted	205	102	52	226	143	146							874	11,050
	New	1,463	1,399	1,215	1,115	1,314	1,443							7,949	16,217
Collection (print & media)	Added	3,305	4,865	4,826	5,184	4,585	5,055							27,820	47,512
	Removed	4,920	4,704	3,008	2,516	88	205							15,441	48,697
	Total number of items (end of month)	399,240	402,888	401,573	404,521	409,028	414,150							2,431,400	
eMedia Circulation	ebooks	26,551	24,529	23,237	25,539	26,371	16,977							143,204	142,037
	eaudiobooks	5,436	5,198	5,883	5,855	6,123	6,194							34,689	42,967
	emusic	5,846	1,184	1,135	1,396	1,064	1,064							11,689	32
	evideo	3,913	4,120	4,154	4,179	4,396	4,230							24,992	60
	emagazine	1,431	1,537	1,432	1,461	1,419	977							8,257	12,195
	TOTAL	43,177	36,568	35,841	38,430	39,373	29,442							222,831	197,291
Computer Usage	Sign up computer sessions	12,366	11,576	14,622	14,473	13,224	13,716							79,977	205,448
	Sign up computer number of hours	9,374	9,311	11,286	11,150	10,630	10,757							62,508	120,574
	Wireless	12,533	15,783	16,264	18,063	14,743	13,168							90,554	154,488
Door Traffic		84,594	86,903	96,094	78,292	83,146	94,610							523,639	1,314,838
Database Usage	Sessions/Searches	24,704	34,200	32,503	41,366	19,382	12,743							164,898	423,455
Programming	<i>Attendance</i>														
	Children's	2,885	2,926	2,970	3,372	3,521								15,674	34,605
	Teen	54	90	94	83	44								365	873
	Adult	924	967	827	917	719								4,354	8,846
	All Ages	45	74	792	105	698								1,714	3,009
	Other Locations	-	180	450	225	495								1,350	4,001
	Outreach	1,097	1,186	1,126	1,971	6,773								12,153	23,333
	TOTAL	5,005	5,423	6,259	6,673	12,250								35,610	74,667
	<i>Number of Programs</i>														
	Children's	103	109	107	126	91								536	1,009
	Teen	3	5	6	6	2								22	47
	Adult	34	40	28	36	21								159	276
	All Ages	3	4	14	5	9								35	93
	Other Locations	-	1	1	1	2								5	9
	Outreach	45	51	60	101	91								348	637
	TOTAL	188	210	216	275	216								1,105	2,071
Volunteer Services (Jan-June)	Number of volunteer hours						6,540								10,212
	Number of volunteers						532								1,427
Recycled materials-Quarterly (in pounds)		3,600	2,810	2,778										9,188	47,629

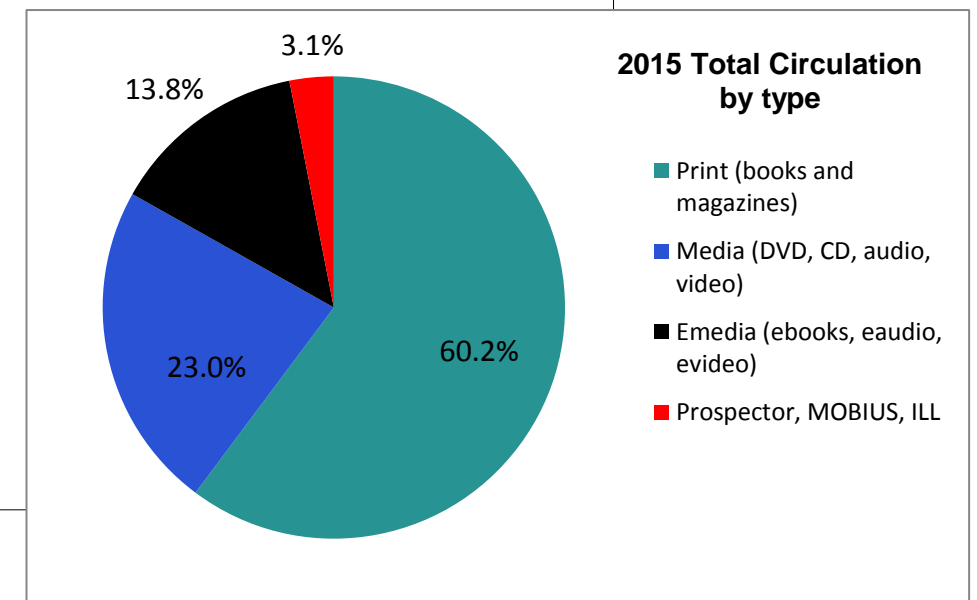
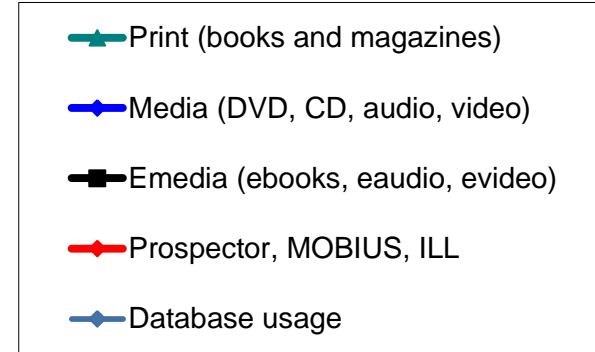
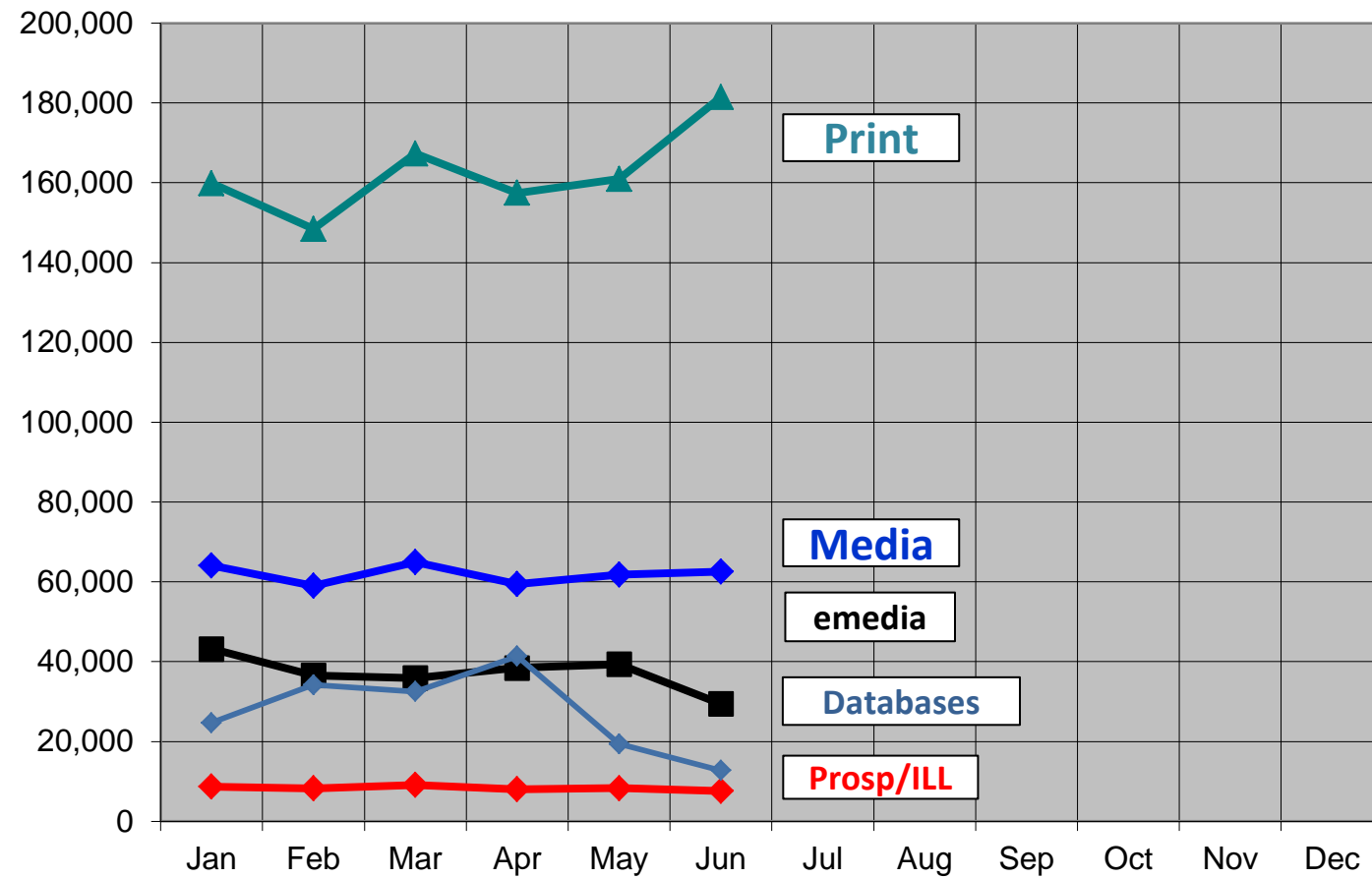
Total Circulation Chart

Includes circulation of print, media and emedia



	Jan	Feb	Mar	Apr	May	Jun	Jul	Aug	Sep	Oct	Nov	Dec	Total	% increase Y-T-D
2013	280,070	261,191	281,398	277,644	259,450	279,265	298,095	272,972	266,474	274,078	263,974	246,611	3,261,222	
2014	257,771	246,039	275,419	258,199	248,633	275,794	283,947	259,342	256,545	265,410	257,757	247,728	3,132,584	-3.94%
2015	275,818	252,153	277,228	263,388	270,459	281,047							1,620,093	3.73%

2015 Circulation by Type and Database Usage



2015	Jan	Feb	Mar	Apr	May	Jun	Jul	Aug	Sep	Oct	Nov	Dec	Total	% of total
Print (books and magazines)	159,899	148,387	167,362	157,452	160,953	181,444							975,497	60%
Media (DVD, CD, audio, video)	64,076	58,999	64,926	59,451	61,838	62,544							371,834	23%
Emedia (ebooks, eaudio, evideo)	43,177	36,568	35,841	38,430	39,373	29,442							222,831	14%
Prospector, MOBIUS, ILL	8,666	8,199	9,099	8,055	8,295	7,617							49,931	3%
Total Circulation	275,818	252,153	277,228	263,388	270,459	281,047							1,620,093	
Database usage	24,704	34,200	32,503	41,366	19,382	12,743							164,898	