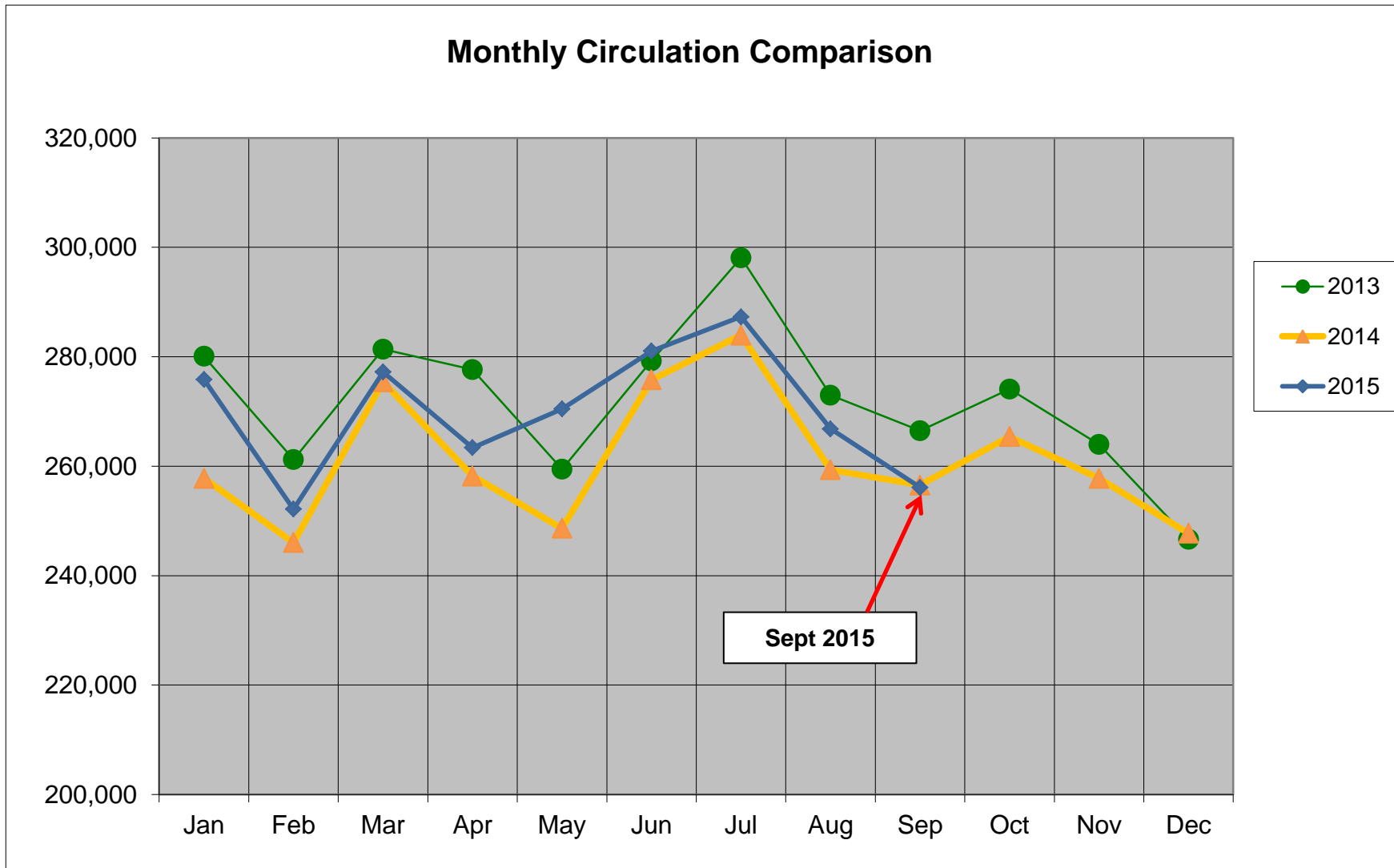


2015 Monthly Activity Report

Borrowers		Jan	Feb	Mar	Apr	May	June	Jul	Aug	Sep	Oct	Nov	Dec	2015 Y-T-D	2014 Total
Total		147,337	148,634	149,797	150,686	151,857	153,154	154,468	155,997	157,600					
Purged/Deleted		205	102	52	226	143	146	114	124	134				1,246	11,050
New		1,463	1,399	1,215	1,115	1,314	1,443	1,428	1,653	1,737				12,767	16,217
Collection (print & media)															
Added		3,305	4,865	4,826	5,184	4,585	5,055	4,848	4,842	4,961				42,471	47,512
Removed		4,920	4,704	3,008	2,516	88	205	286	10,571	4,634				30,932	48,697
Total number of items (end of month)		399,240	402,888	401,573	404,521	409,028	414,150	418,464	412,746	413,088				3,675,698	
eMedia Circulation															
ebooks		26,551	24,529	23,237	25,539	26,371	16,977	20,044	19,140	25,739				208,127	142,037
eaudiobooks		5,436	5,198	5,883	5,855	6,123	6,194	7,137	6,855	6,859				55,540	42,967
emusic		5,846	1,184	1,135	1,396	1,064	1,064	654	881	1,357				14,581	32
evideo		3,913	4,120	4,154	4,179	4,396	4,230	4,321	4,020	3,834				37,167	60
emagazine		1,431	1,537	1,432	1,461	1,419	977	1,398	1,437	1,120				12,212	12,195
TOTAL		43,177	36,568	35,841	38,430	39,373	29,442	33,554	32,333	38,909				327,627	197,291
Computer Usage															
Sign up computer sessions		12,366	11,576	14,622	14,473	13,224	13,716	14,342	14,891	14,097				123,307	205,448
Sign up computer number of hours		9,374	9,311	11,286	11,150	10,630	10,757	11,255	11,462	10,976				96,201	120,574
Wireless		12,533	15,783	16,264	18,063	14,743	13,168	14,049	16,056					120,659	154,488
Door Traffic		84,594	86,903	96,094	78,292	83,146	94,610	94,357	91,988	87,532				797,516	1,314,838
Database Usage															
Sessions/Searches		24,704	34,200	32,503	41,366	19,382	13,379	13,664	9,935	27,376				216,509	423,455
Programming															
<i>Attendance</i>															
Children's		2,885	2,926	2,970	3,372	3,521	2,880	2,521	110					21,185	34,605
Teen		54	90	94	83	44	144	104	23					636	873
Adult		924	967	827	917	719	973	720	622					6,669	8,846
All Ages		45	74	792	105	698	246	371	397					2,728	3,009
Other Locations		-	180	450	225	495	943	-	-					2,293	4,001
Outreach		1,097	1,186	1,126	1,971	6,773	1,468	1,289	3,679	1,212				19,801	23,333
TOTAL		5,005	5,423	6,259	6,673	12,250	6,654	5,005	4,831	1,212				53,312	74,667
<i>Number of Programs</i>															
Children's		103	109	107	126	91	55	57	5					653	1,009
Teen		3	5	6	6	2	8	6	2					38	47
Adult		34	40	28	36	21	25	20	18					222	276
All Ages		3	4	14	5	9	16	17	7					75	93
Other Locations		-	1	1	1	2	1	-	-					6	9
Outreach		45	51	60	101	91	91	79	20	56				594	637
TOTAL		188	210	216	275	216	196	179	52	56				1,588	2,071
Volunteer Services (Jan-June)															
Number of volunteer hours							6,540	1,774	995	1,007				10,316	10,212
Number of volunteers							532	245	170	166					1,427
Recycled materials-Quarterly (in pounds)		3,600	2,810	2,778	5,593	4,379	6,183							25,343	47,629

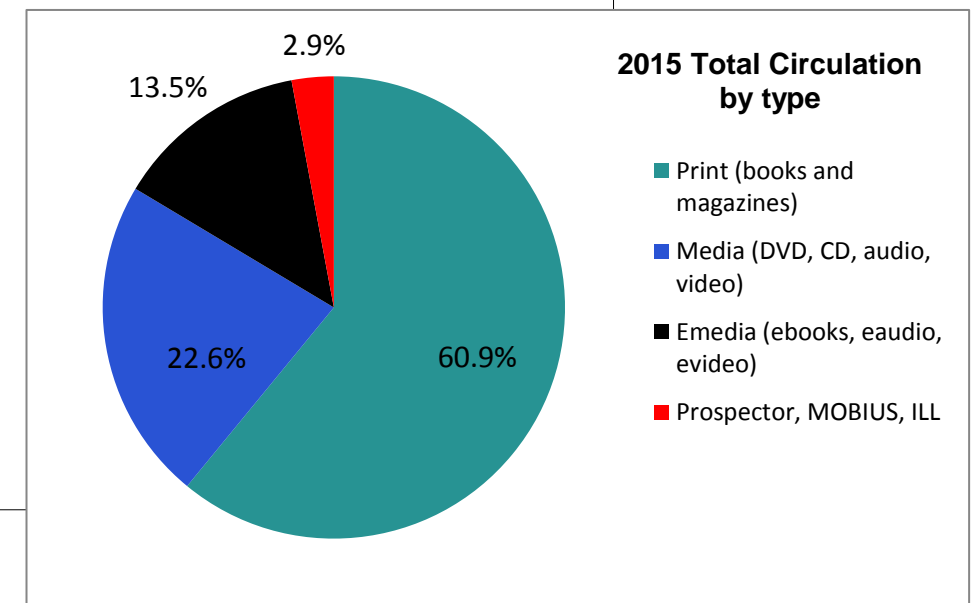
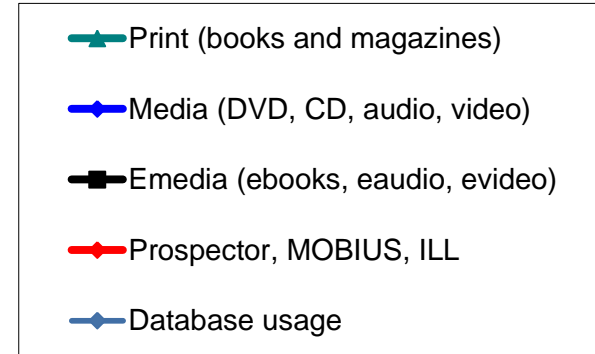
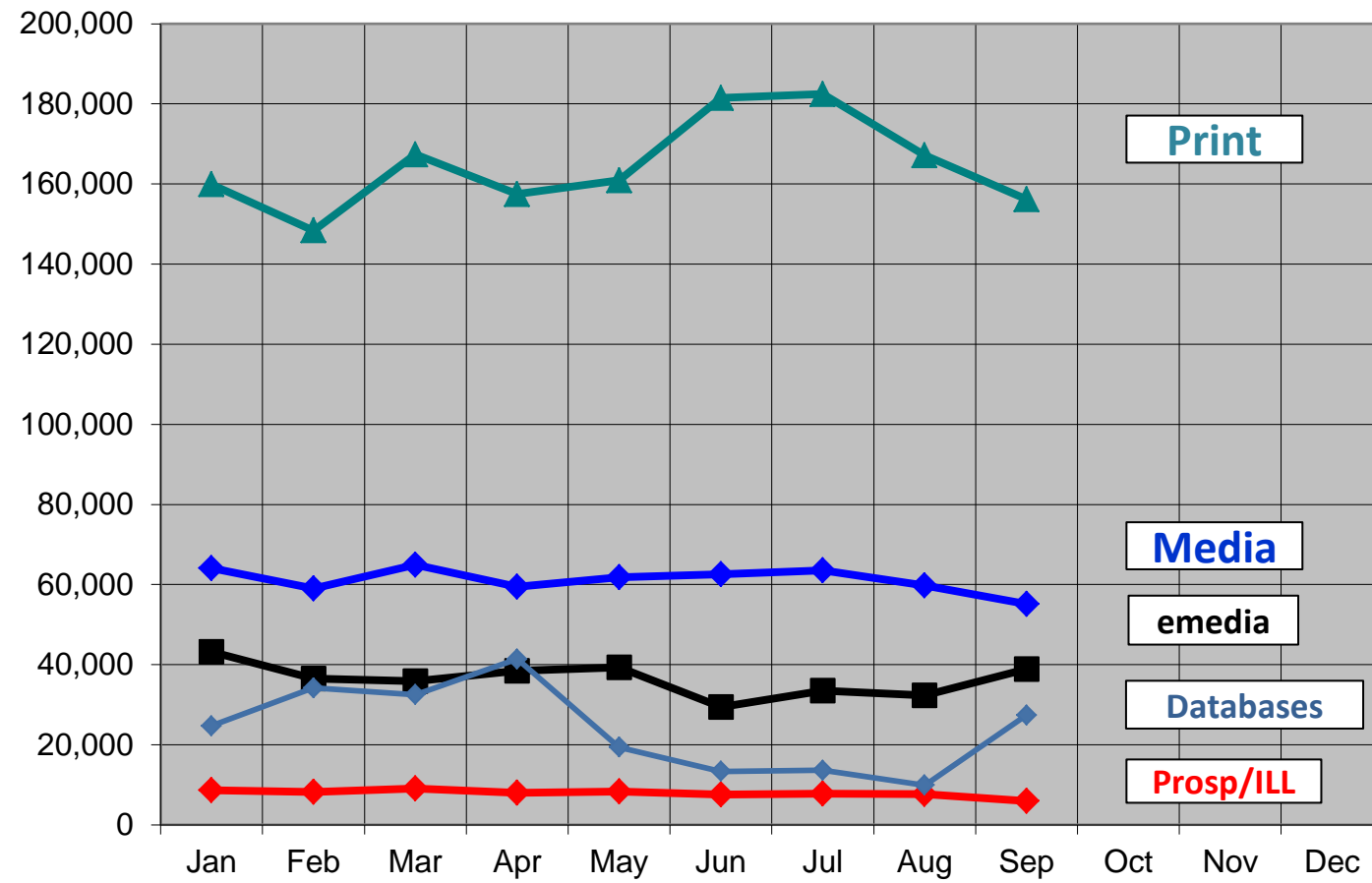
Total Circulation Chart

Includes circulation of print, media and emedia



	Jan	Feb	Mar	Apr	May	Jun	Jul	Aug	Sep	Oct	Nov	Dec	Total	% increase Y-T-D
2013	280,070	261,191	281,398	277,644	259,450	279,265	298,095	272,972	266,474	274,078	263,974	246,611	3,261,222	
2014	257,771	246,039	275,419	258,199	248,633	275,794	283,947	259,342	256,545	265,410	257,757	247,728	3,132,584	-3.94%
2015	275,818	252,153	277,228	263,388	270,459	281,047	287,304	266,822	256,128				2,430,347	2.91%

2015 Circulation by Type and Database Usage



2015
 Print (books and magazines)
 Media (DVD, CD, audio, video)
Emedia (ebooks, eaudio, evideo)
 Prospector, MOBIUS, ILL
Total Circulation
Database usage

	Jan	Feb	Mar	Apr	May	Jun	Jul	Aug	Sep	Oct	Nov	Dec	Total	% of total
Print (books and magazines)	159,899	148,387	167,362	157,452	160,953	181,444	182,466	167,130	156,159				1,481,252	61%
Media (DVD, CD, audio, video)	64,076	58,999	64,926	59,451	61,838	62,544	63,508	59,764	55,116				550,222	23%
Emedia (ebooks, eaudio, evideo)	43,177	36,568	35,841	38,430	39,373	29,442	33,554	32,333	38,909				327,627	13%
Prospector, MOBIUS, ILL	8,666	8,199	9,099	8,055	8,295	7,617	7,776	7,718	5,944				71,369	3%
Total Circulation	275,818	252,153	277,228	263,388	270,459	281,047	287,304	266,822	256,128				2,430,470	
Database usage	24,704	34,200	32,503	41,366	19,382	13,379	13,664	9,935	27,376				216,509	