

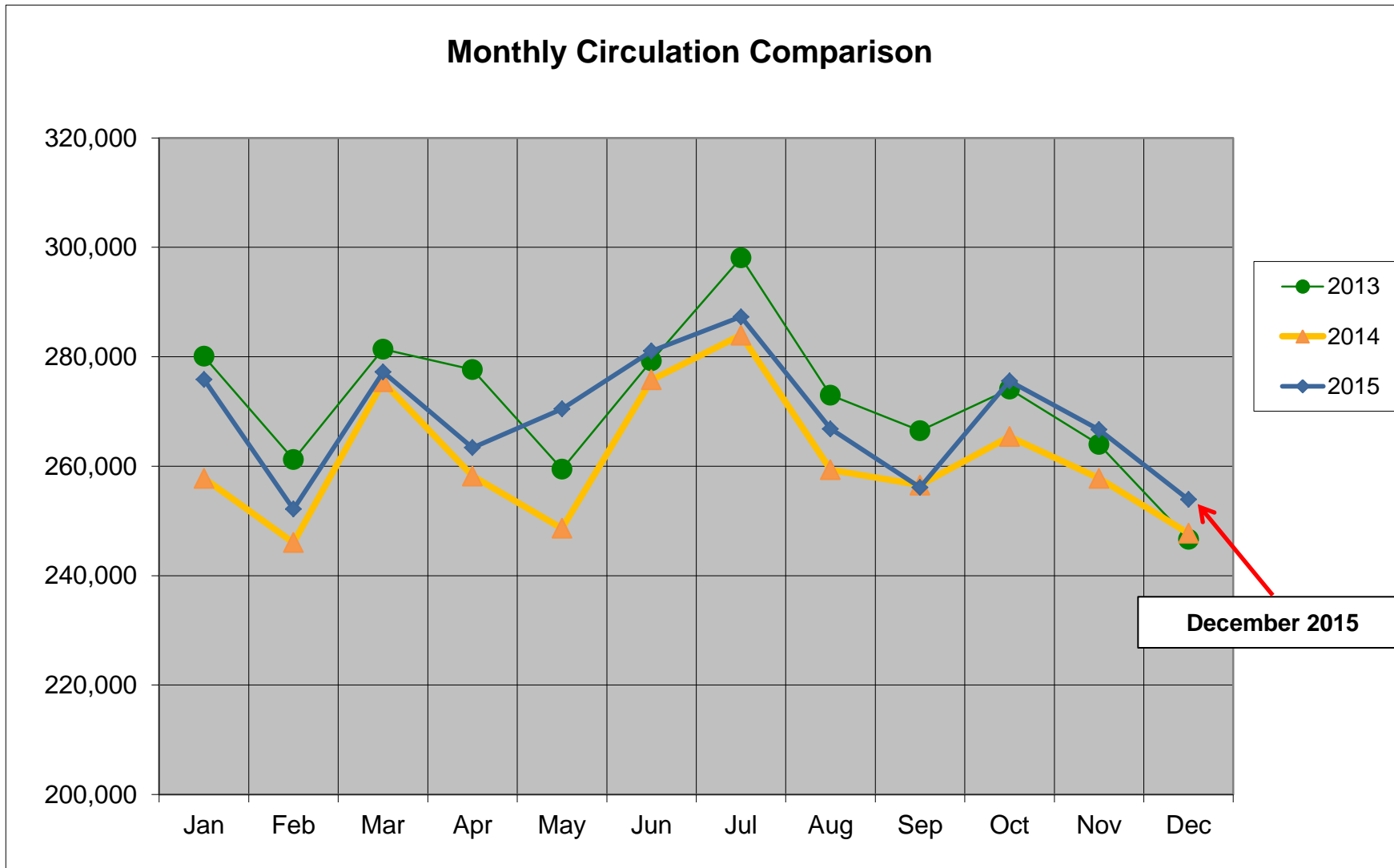
2015 Monthly Activity Report

Borrowers		Jan	Feb	Mar	Apr	May	June	Jul	Aug	Sep	Oct	Nov	Dec	2015 Y-T-D	2014 Total
Total		147,337	148,634	149,797	150,686	151,857	153,154	154,468	155,997	157,600	158,693	159,748	160,455		
Purged/Deleted		205	102	52	226	143	146	114	124	134	202	70	120	1,638	11,050
New		1,463	1,399	1,215	1,115	1,314	1,443	1,428	1,653	1,737	1,295	1,125	827	16,014	16,217
<b>Collection (print &amp; media)</b>	Added	3,305	4,865	4,826	5,184	4,585	5,055	4,848	4,842	4,961	4,889	4,018	3,276	54,654	47,512
	Removed	4,920	4,704	3,008	2,516	88	205	286	10,571	4,634	791	762	13,743	46,228	48,697
Total number of items (end of month)		399,240	402,888	401,573	404,521	409,028	414,150	418,464	412,746	413,088	417,196	420,419	410,018		
<b>eMedia Circulation</b>	<b>ebooks</b>	26,551	24,529	23,237	25,539	26,371	16,977	20,044	19,140	25,739	33,975	31,187	29,628	302,917	
	<b>eaudiobooks</b>	5,436	5,198	5,883	5,855	6,123	6,194	7,137	6,855	6,859	7,006	6,730	6,788	76,064	
	<b>emusic</b>	5,846	1,184	1,135	1,396	1,064	1,064	654	881	1,357	1,631	1,191	1,055	18,458	
	<b>evideo</b>	3,913	4,120	4,154	4,179	4,396	4,230	4,321	4,020	3,834	3,728	3,716	1,101	45,712	
	<b>emagazine</b>	1,431	1,537	1,432	1,461	1,419	977	1,398	1,437	1,120	1,268	1,201	1,096	15,777	
	<b>TOTAL</b>	43,177	36,568	35,841	38,430	39,373	29,442	33,554	32,333	38,909	47,608	44,025	39,668	458,928	326,021 *
<b>Computer Usage</b>	Sign up computer sessions	12,366	11,576	14,622	14,473	13,224	13,716	14,342	14,891	14,097	14,318	12,754	11,936	162,315	205,448
	Sign up computer number of hours	9,374	9,311	11,286	11,150	10,630	10,757	11,255	11,462	10,976	11,248	10,317	9,850	127,616	120,574
	Wireless	12,533	15,783	16,264	18,063	14,743	13,168	14,049	16,056	18,872	20,020	16,668	14,015	190,234	154,488
<b>Door Traffic</b>		84,594	86,903	96,094	78,292	83,146	94,610	94,357	91,988	87,532	89,632	77,963	71,706	1,036,817	1,314,838
<b>Database Usage</b>	Sessions/Searches	24,704	34,200	32,503	41,366	19,382	13,379	13,664	9,935	29,430	50,084	50,429	30,391	349,467	336,430 *
<b>Programming</b>	<i>Attendance</i>														
	Children's	2,885	2,926	2,970	3,372	3,521	2,880	2,521	110	2,657	3,420	3,267		30,529	34,605
	Teen	54	90	94	83	44	144	104	23	60	175	74		945	873
	Adult	924	967	827	917	719	973	720	622	1,026	1,047	538		9,280	8,846
	All Ages	45	74	792	105	698	246	371	697	293	375	368		4,064	3,009
	Other Locations	-	180	450	225	495	943	-	-	400	506	-		3,199	4,001
	Outreach	1,097	1,186	1,126	1,971	6,773	1,468	1,289	3,679	1,212	1,761	1,175	1,201	23,938	23,333
	<b>TOTAL</b>	5,005	5,423	6,259	6,673	12,250	6,654	5,005	5,131	5,648	7,284	5,422	1,201	71,955	74,667
	<i>Number of Programs</i>														
	Children's	103	109	107	126	91	55	57	5	91	119	110		973	1,009
	Teen	3	5	6	6	2	8	6	2	4	10	5		57	47
	Adult	34	40	28	36	21	25	20	18	38	52	19		331	276
	All Ages	3	4	14	5	9	16	17	7	11	13	14		113	93
	Other Locations	-	1	1	1	2	1	-	-	4	1	-		11	9
	Outreach	45	51	60	101	91	91	79	20	56	66	59	39	758	637
	<b>TOTAL</b>	188	210	216	275	216	196	179	52	204	261	207	39	2,243	2,071
<b>Volunteer Services (Jan-June)</b>	Number of volunteer hours						6,540	1,774	995	1,007	1,102	824	991	13,233	10,212
	Number of volunteers						532	245	170	166	219	150	141		1,427
<b>Recycled materials-Quarterly (in pounds)</b>		3,600	2,810	2,778	5,593	4,379	6,183	8,631	5,504	4,768				44,246	47,629

\* These two stats from 2014 have been recalculated to be comparable with 2015.

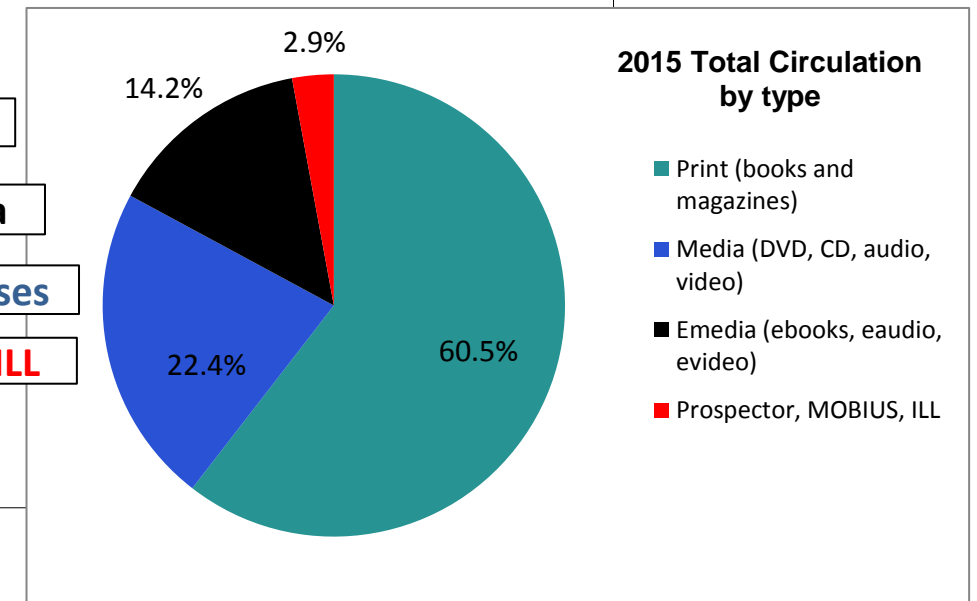
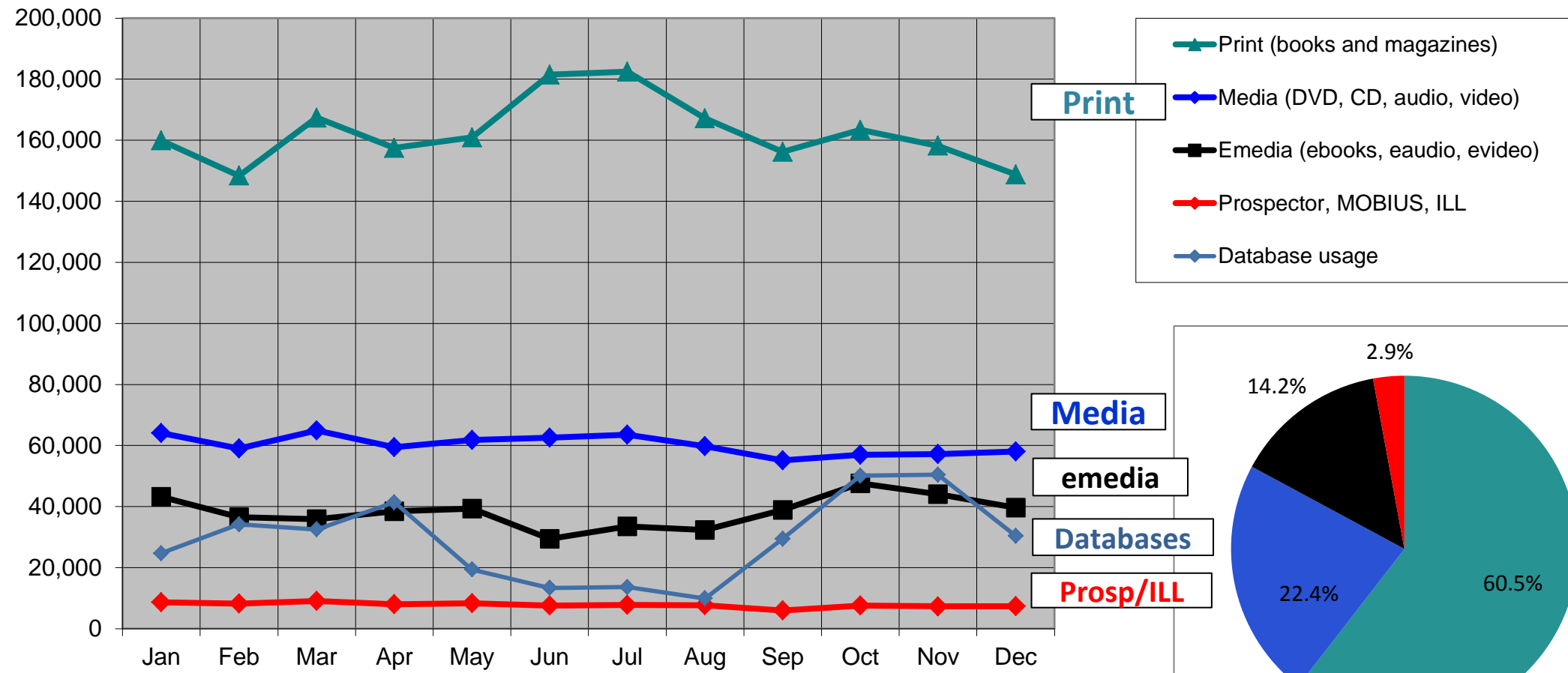
# Total Circulation Chart

Includes circulation of print, media and emedia



	Jan	Feb	Mar	Apr	May	Jun	Jul	Aug	Sep	Oct	Nov	Dec	Total	% increase Y-T-D
2013	280,070	261,191	281,398	277,644	259,450	279,265	298,095	272,972	266,474	274,078	263,974	246,611	3,261,222	
2014	257,771	246,039	275,419	258,199	248,633	275,794	283,947	259,342	256,545	265,410	257,757	247,728	3,132,584	-3.94%
2015	275,818	252,153	277,228	263,388	270,459	281,047	287,304	266,822	256,128	275,566	266,673	253,904	3,226,490	3.00%

**2015  
Circulation by Type and Database Usage**



2015	Jan	Feb	Mar	Apr	May	Jun	Jul	Aug	Sep	Oct	Nov	Dec	Total	% of total
Print (books and magazines)	159,899	148,387	167,362	157,452	160,953	181,444	182,466	167,130	156,159	163,435	158,174	148,798	1,951,659	60%
Media (DVD, CD, audio, video)	64,076	58,999	64,926	59,451	61,838	62,544	63,508	59,764	55,116	56,958	57,165	58,091	722,436	22%
Emedia (ebooks, eaudio, evideo)	43,177	36,568	35,841	38,430	39,373	29,442	33,554	32,333	38,909	47,608	44,025	39,668	458,928	14%
Prospector, MOBIUS, ILL	8,666	8,199	9,099	8,055	8,295	7,617	7,776	7,718	5,944	7,565	7,309	7,347	93,590	3%
<b>Total Circulation</b>	<b>275,818</b>	<b>252,153</b>	<b>277,228</b>	<b>263,388</b>	<b>270,459</b>	<b>281,047</b>	<b>287,304</b>	<b>266,822</b>	<b>256,128</b>	<b>275,566</b>	<b>266,673</b>	<b>253,904</b>	<b>3,226,613</b>	
Database usage	24,704	34,200	32,503	41,366	19,382	13,379	13,664	9,935	29,430	50,084	50,429	30,391	349,467	