

**CONNECT
TO CURIOSITY**

August 2020

January - August

Total Overall Circulation
1,305,279

34% decrease from the same
time period last year

Physical Circulation
760,402

51% decrease from the same
time period last year

Digital (eMedia) Circulation
543,989

21% increase from the same
time period last year



DATABASE USAGE



In August

21,723

Year to Date
2019/2020

346,841/357,299

MEMBER ENGAGEMENT (CARDHOLDERS)



New in August 2020

1,061

Current
142,363

Monthly Average Current
Members
2019/2020

163,562/140,201

New Overdrive Digital Cards
460

COMPUTER USAGE



WiFi use in
August 2020

1,241

WiFi Year to Date use
2019/2020

117,186/38,682

HOLDS PLACED



In August 2020

38,592

Year to Date
2019/2020

258,061/234,531

2019 Monthly average
31,482

CURBSIDE PICKUP



In August 2020

- 3,475 pickups
- Average 112 pickups per day
- Average of 4 items per pickup
- Curbside pickup averaged 17% of checkout transactions

ITEM COUNT

August 2020

Physical items

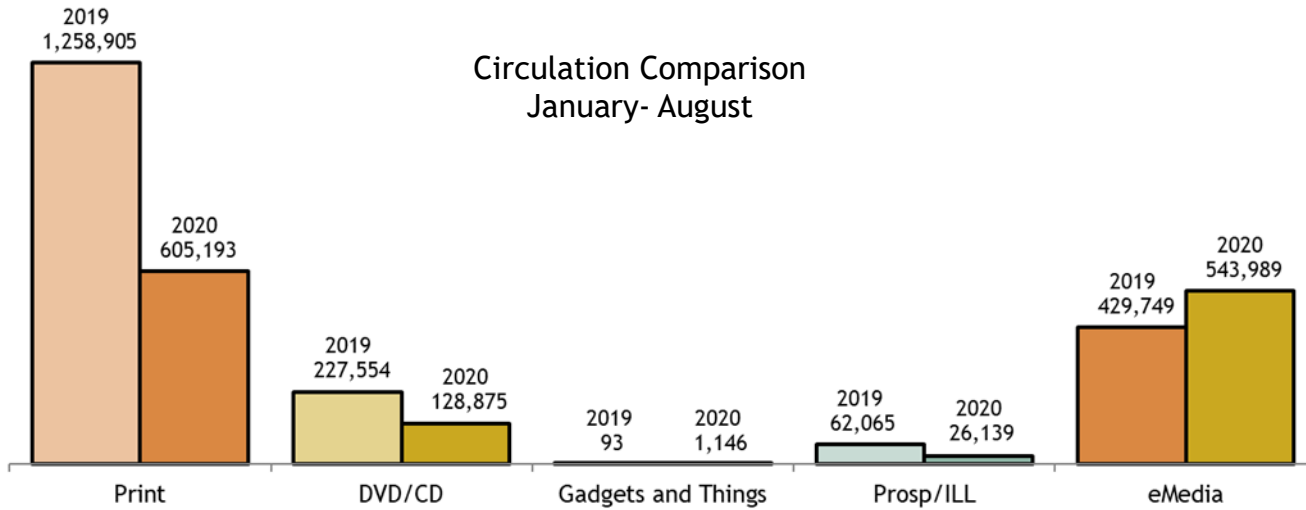
New: 3,198

Removed: 100

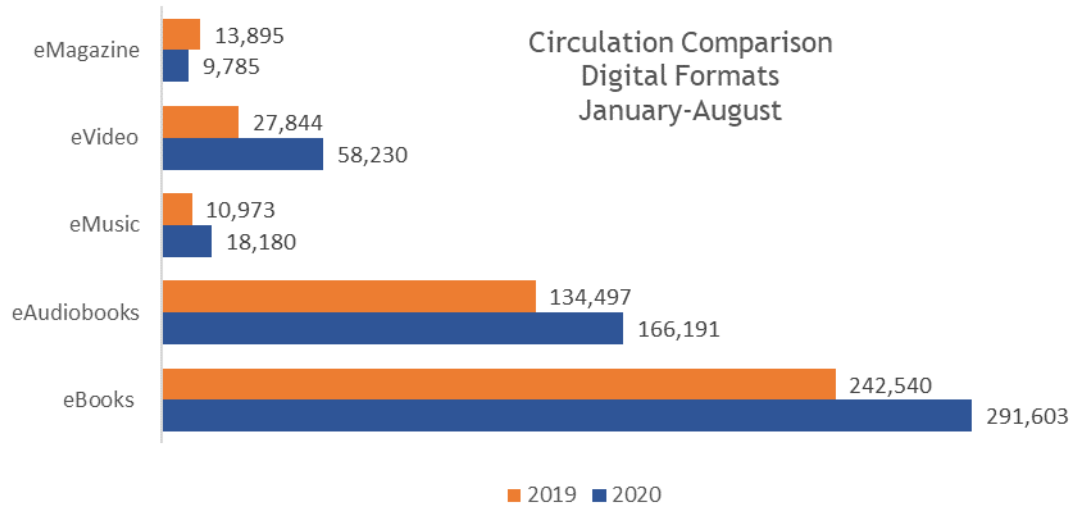
Current: 337,824

BOOKS & MATERIALS

Circulation Comparison January- August

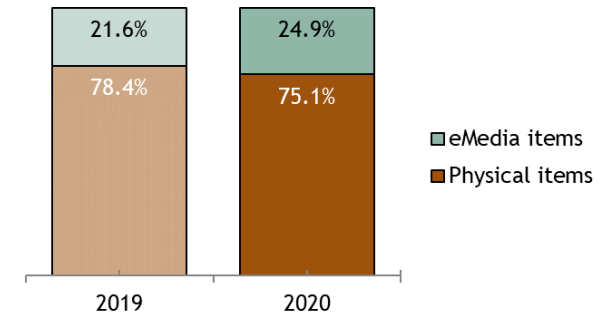


Circulation Comparison Digital Formats January-August

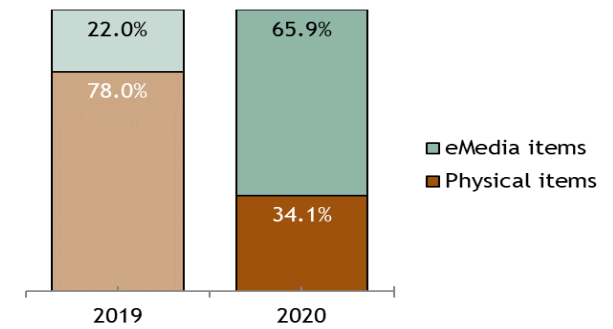


January - February

Type of Borrow



March - May



June - August

