

**CONNECT
TO CURIOSITY**

September 2020

January - September

Total Overall Circulation
1,494,623

26% decrease from the same
time period last year

Physical Circulation
888,094

49% decrease from the same
time period last year

Digital (eMedia) Circulation
543,989

27% increase from the same
time period last year



DATABASE USAGE



In September

64,406

Year to Date

2019/2020

399,327/425,777

MEMBER ENGAGEMENT (CARDHOLDERS)



New in September 2020

1,594

Current

127,689

Monthly Average Current

Members

2019/2020

164,194/138,810

New Overdrive Digital Cards

431

COMPUTER USAGE



WiFi use in
September 2020

1,172

WiFi Year to Date use

2019/2020

132,011/39,854

HOLDS PLACED



In September 2020

35,962

Year to Date

2019/2020

289,013/270,493

2019 Monthly average

32,113

CURBSIDE PICKUP



In September 2020

- 2,798 pickups
- Average 93 pickups per day
- Average of 4 items per pickup
- Curbside pickup averaged 14% of checkout transactions

ITEM COUNT

September 2020

Physical items

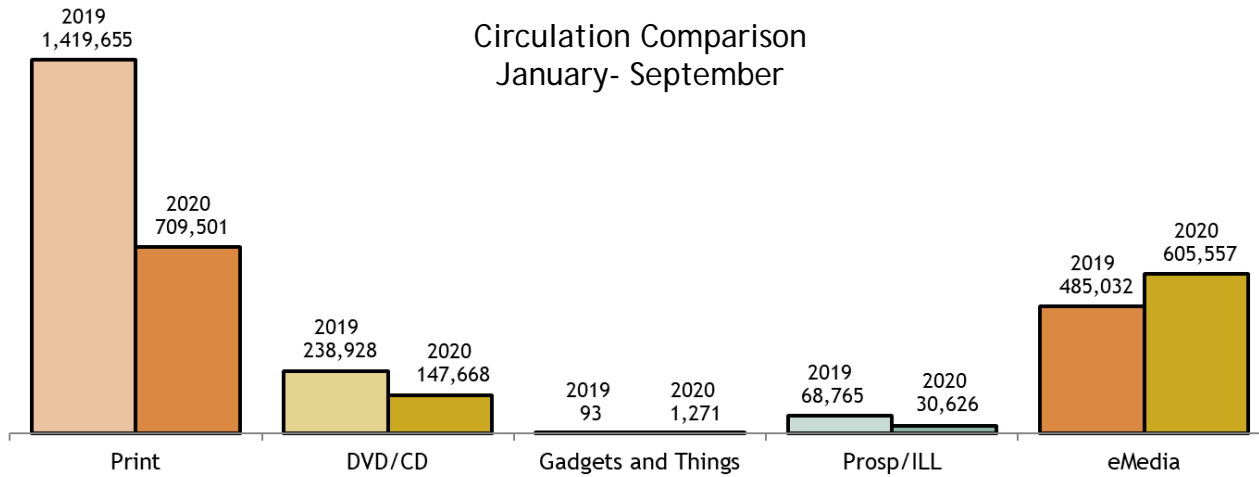
New: 3,198

Removed: 12,126

Current: 329,031

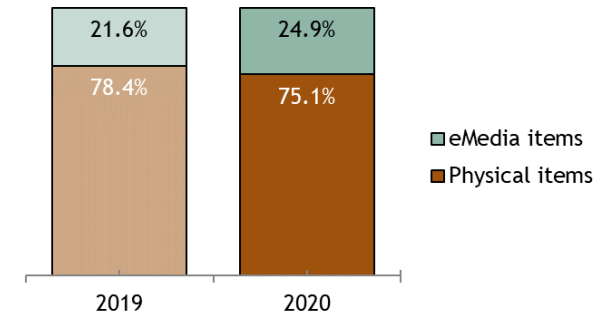
BOOKS & MATERIALS

Circulation Comparison January-September

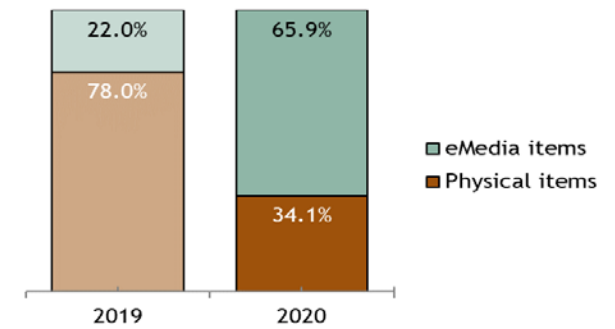


January - February

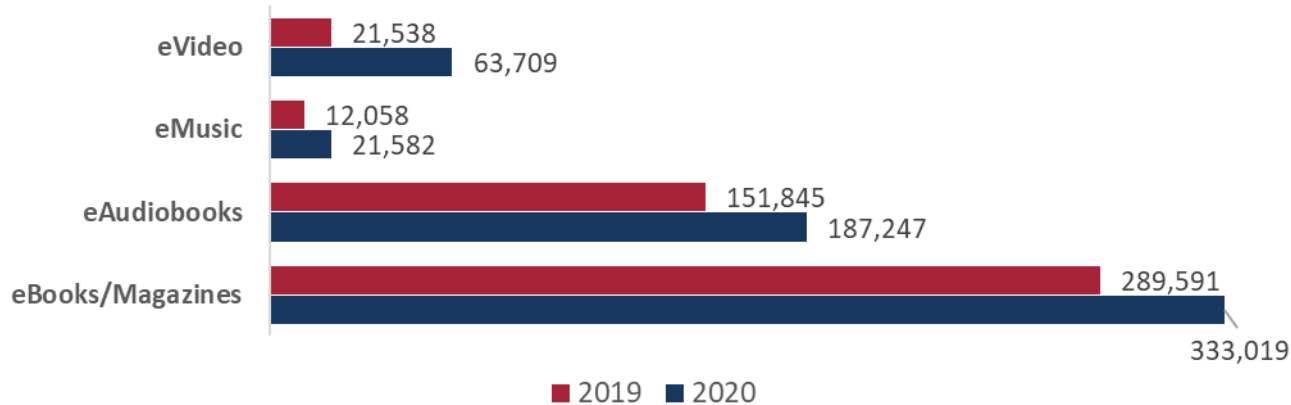
Type of Borrow



March - May



Circulation Comparison by Digital Format January - September



Type of Borrow June - September

