

**CONNECT
TO CURIOSITY**

December 2020

January - December

Total Overall Circulation
2,008,735

31% decrease from the same
time period last year

Physical Circulation
1,211,719

46.3% decrease from the same
time period last year

Digital (eMedia) Circulation
730,818

23% increase from the same
time period last year



MEMBER ENGAGEMENT (CARDHOLDERS)



New in December 2020
718

Current
136,089

Monthly Average Current
Members
2019/2020
162,979/136,995

Overdrive Digital Cards
in 2020
3,588

DATABASE USAGE



In December
31,234

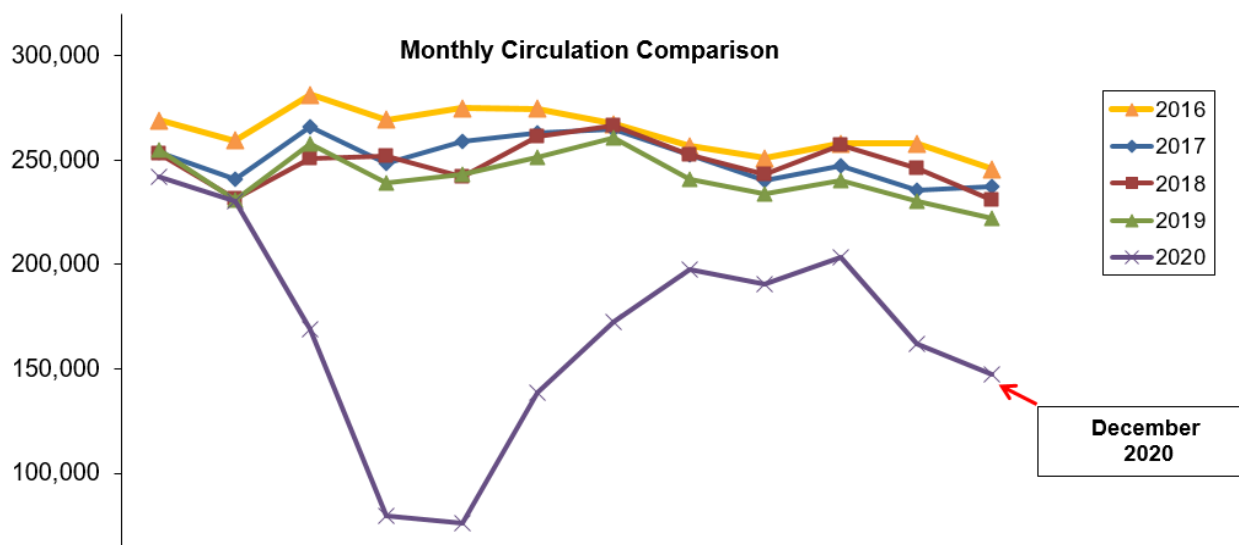
Year to Date
2019/2020
589,023/589,383

COMPUTER USAGE



WiFi use in
December 2020
466

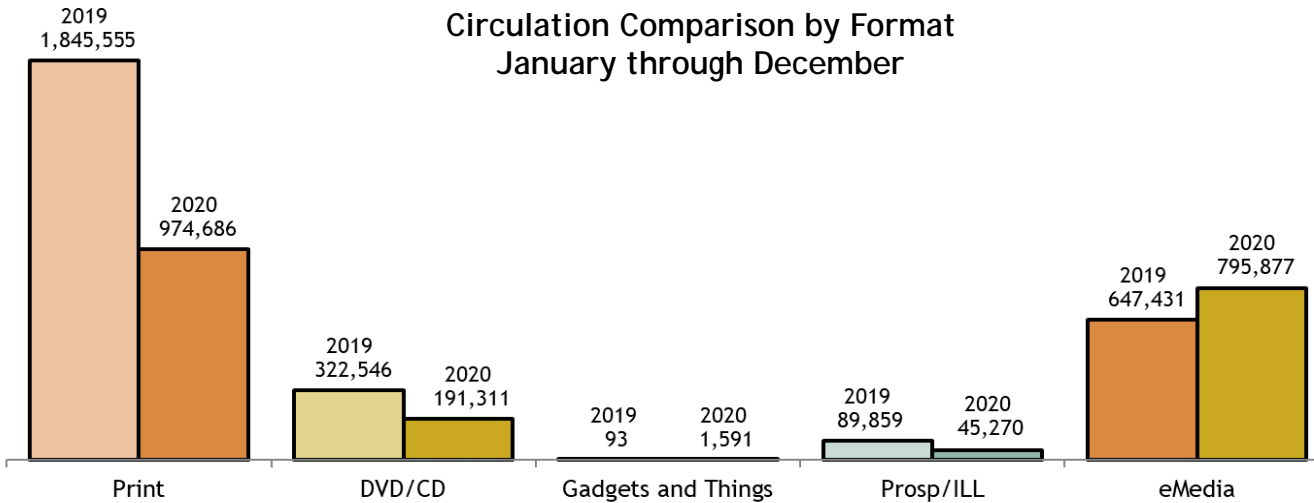
WiFi Year to Date use
2019/2020
174,749/42,716



BOOKS & MATERIALS

HOLDS PLACED

Circulation Comparison by Format
January through December



In December 2020
45,158

Year to Date
2019/2020
349,605/391,155

2019 Monthly average
32,019

ITEM COUNT

December 2020

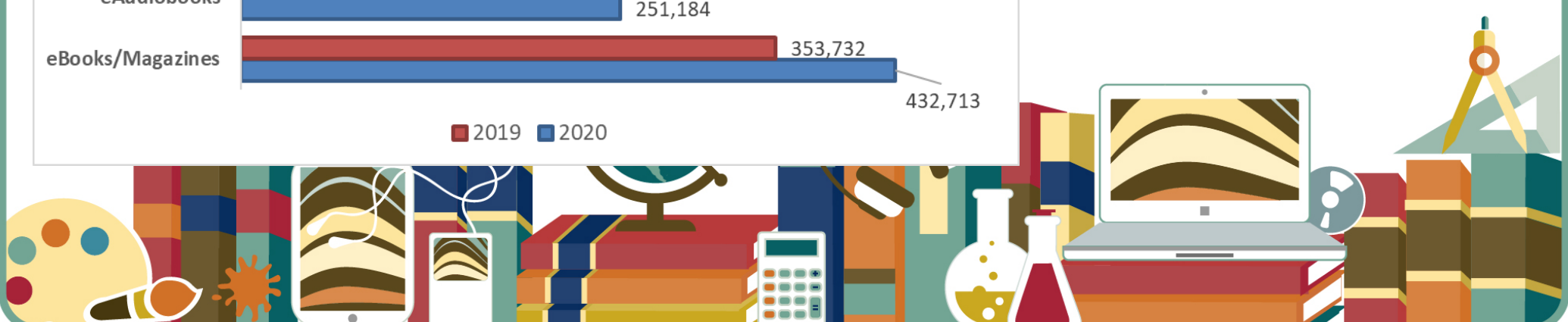
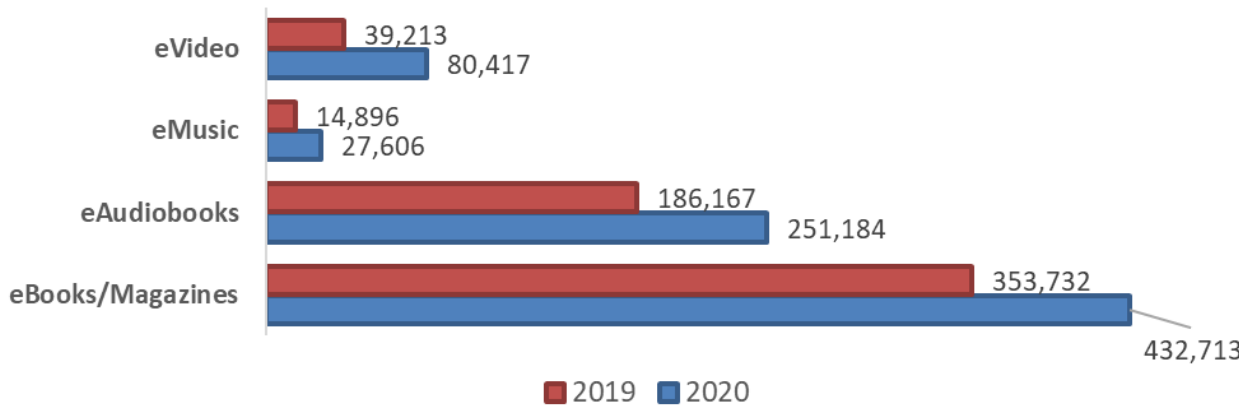
Physical items

New: 2,589

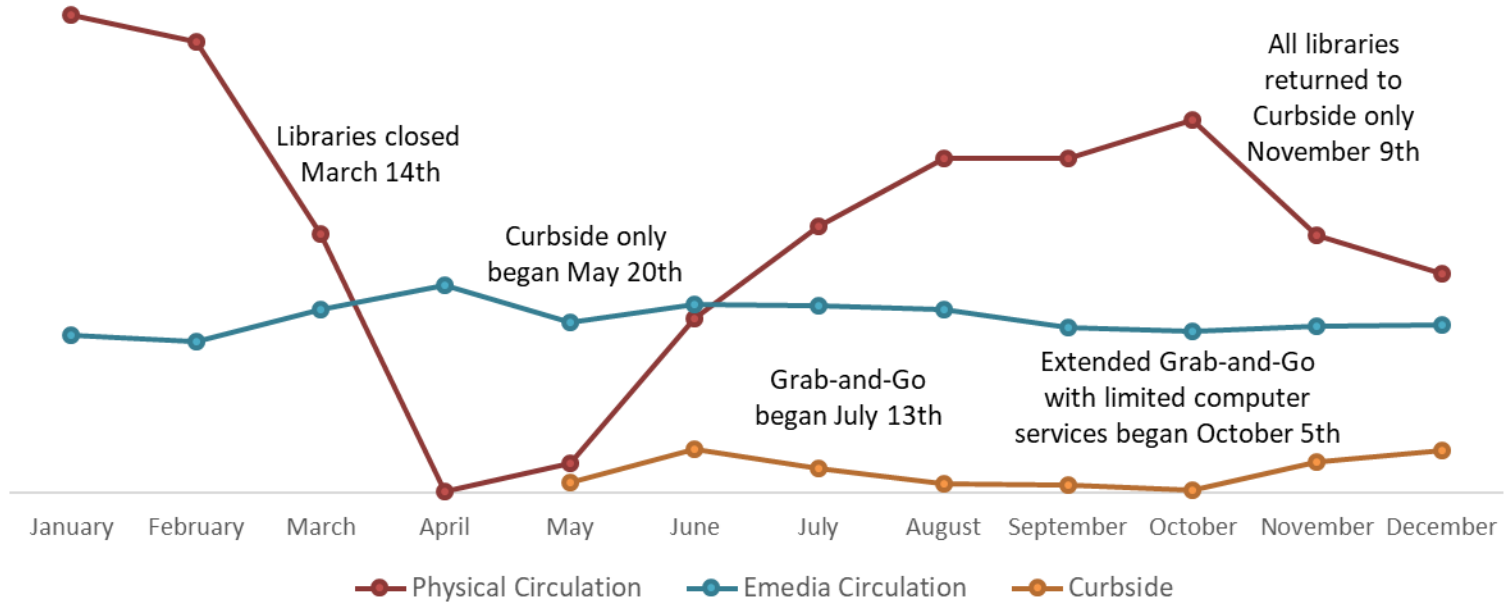
Removed: 4,696

Current: 332,506

Circulation Comparison by Digital Format
January - December



Circulation Trends of 2020



	January	February	March	April	May	June	July	August	September	October	November	December	Total
Physical	182,175	172,133	98,796	467	11,080	66,594	101,639	127,518	127,642	142,028	98,265	83,382	1,211,719
Emedia	59,830	57,739	69,853	78,906	64,913	71,839	71,047	69,862	63,159	61,458	63,401	63,870	795,877
Curbside					3,731	16,624	9,182	3,475	2,798	835	11,600	15,988	64,233

