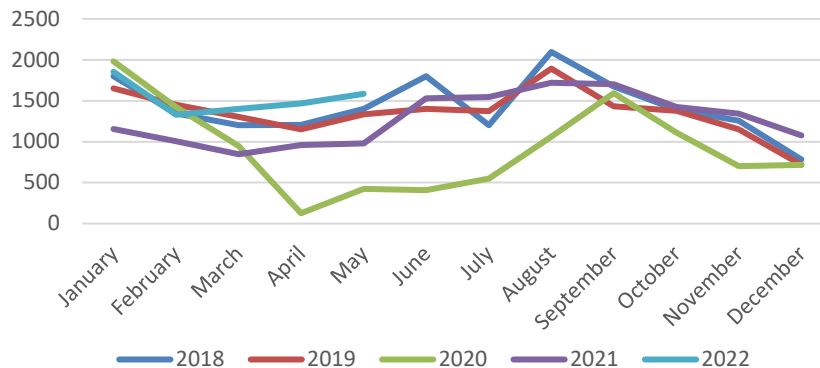


MAY 2022 STATS REPORT

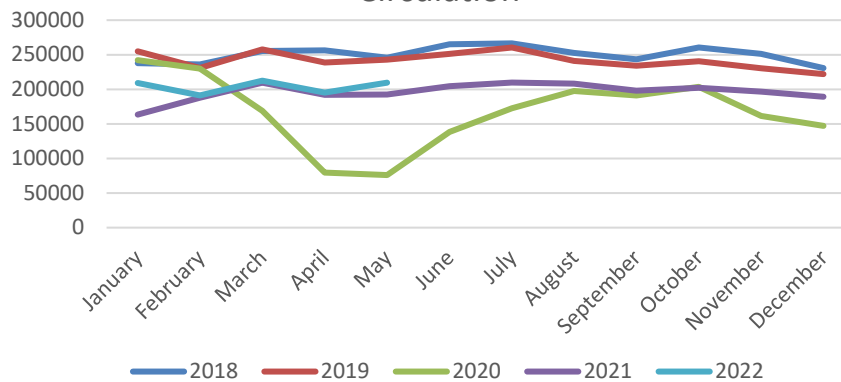
New Cardholders



NEW CARDHOLDERS TOTAL

2018 = 17,154
 2019 = 16,244
 2020 = 11,047
 2021 = 15,280
 2022 = 7,639

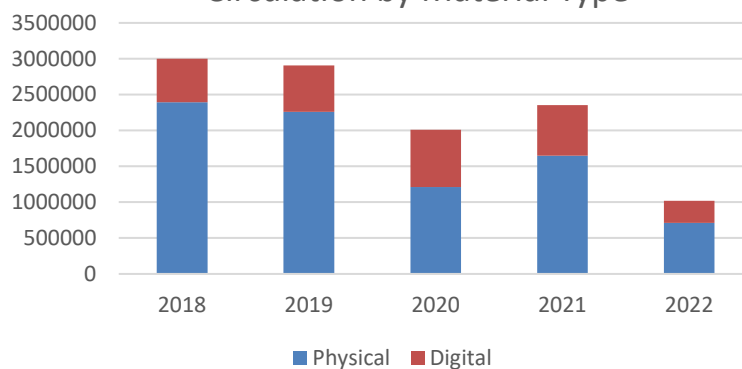
Circulation



CIRCULATION TOTAL

2018 = 3,001,027
 2019 = 2,905,391
 2020 = 2,008,735
 2021 = 2,353,711
 2022 = 1,017,467

Circulation by Material Type



ACCOUNTABLE

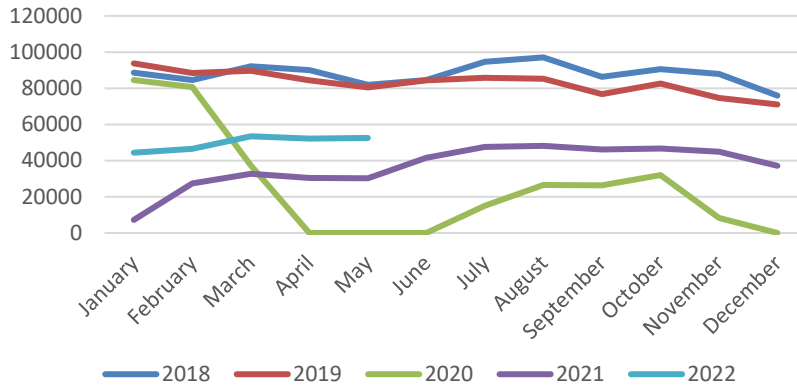
We serve the community with integrity, excellence, and transparency. We are stewards of our community's trust and tax-funded resources.



CONNECT
TO CURIOSITY

MAY 2022 STATS REPORT

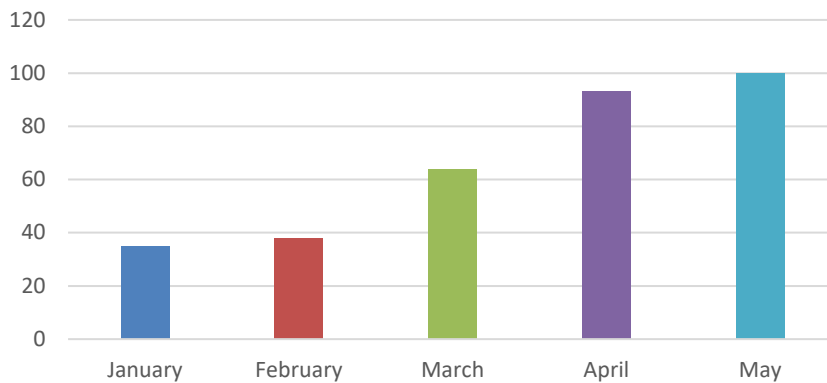
Door Count



DOOR COUNT TOTAL

2018 = 1,054,299
 2019 = 997,353
 2020 = 310,557
 2021 = 440,200
 2022 = 249,068

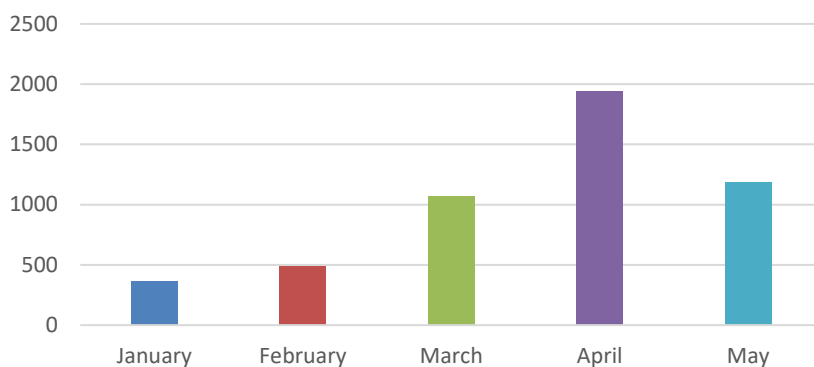
2022 Programs



PROGRAMS TOTAL

2018 = 2,687
 2019 = 2,697
 2020 = 834
 2021 = 864
 2022 = 330

Program Attendance



PROGRAM ATTENDANCE TOTAL

2018 = 78,778
 2019 = 76,125
 2020 = 35,503
 2021 = 25,506
 2022 = 5,041



ACCOUNTABLE

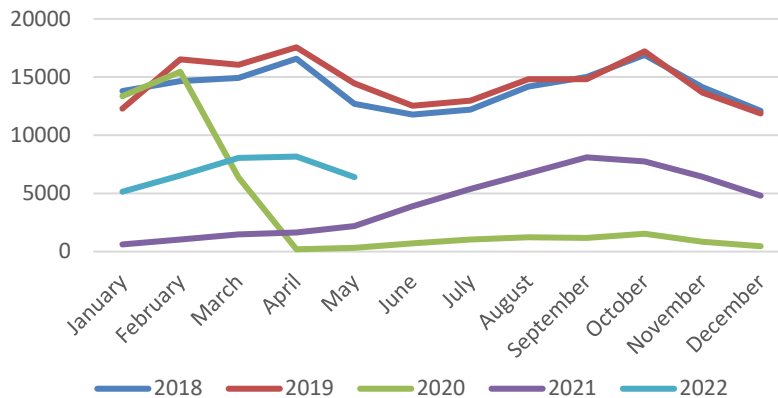
We serve the community with integrity, excellence, and transparency. We are stewards of our community's trust and tax-funded resources.



CONNECT
TO CURIOSITY

MAY 2022 STATS REPORT

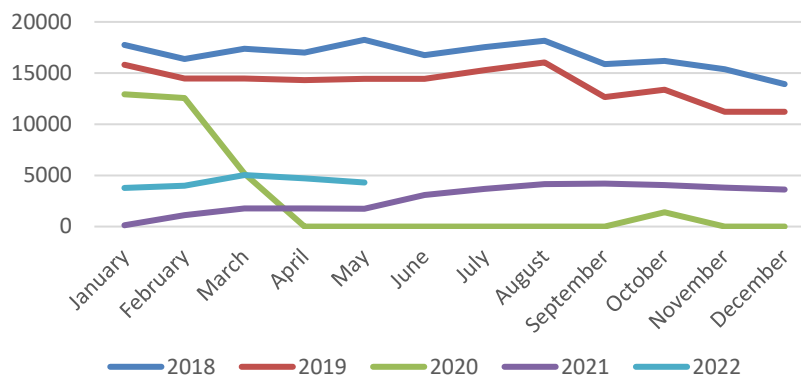
Wi-Fi Sessions



WI-FI SESSIONS TOTAL

2018 = 168,942
 2019 = 164,749
 2020 = 42,716
 2021 = 50,049
 2022 = 34,401

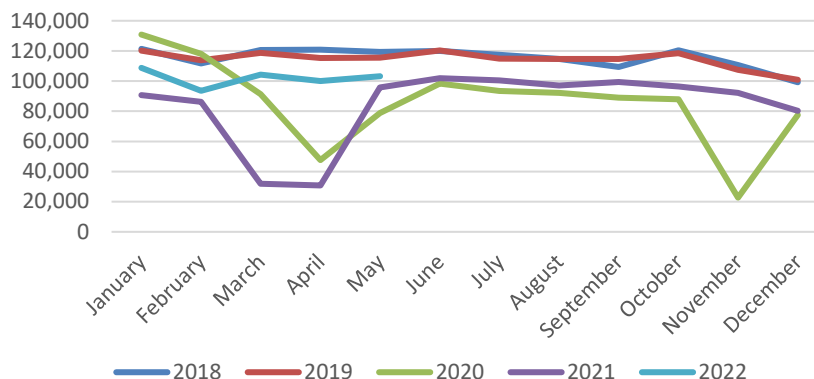
Public Computer Sessions



PC SESSIONS TOTAL

2018 = 200,512
 2019 = 167,677
 2020 = 32,054
 2021 = 33,151
 2022 = 21,828

Website Sessions



WEBSITE SESSIONS TOTAL

2018 = 1,385,326
 2019 = 1,374,967
 2020 = 1,027,764
 2021 = 1,003,076
 2022 = 510,060



ACCOUNTABLE

We serve the community with integrity, excellence, and transparency. We are stewards of our community's trust and tax-funded resources.



CONNECT
TO CURIOSITY