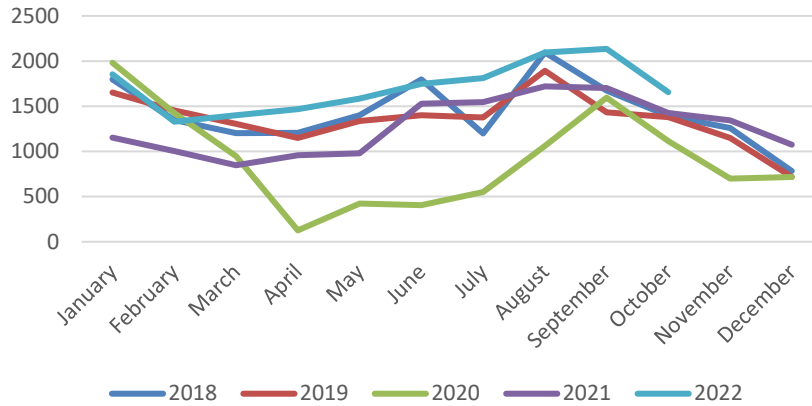


# OCTOBER 2022 STATS REPORT

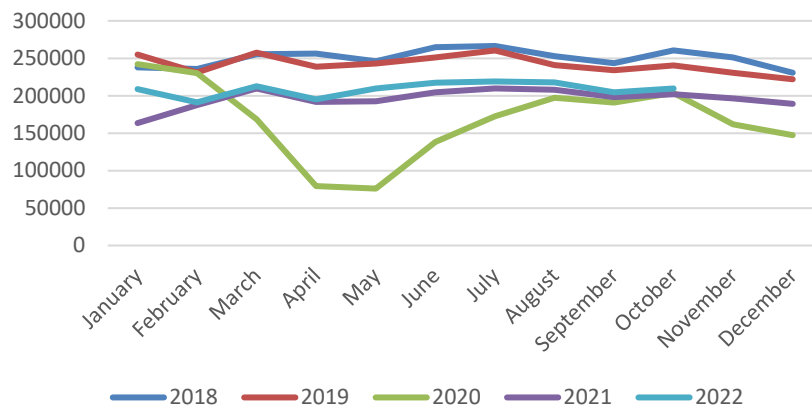
## New Cardholder Signups



### NEW CARDHOLDERS TOTAL

2018 = 17,154  
 2019 = 16,244  
 2020 = 11,047  
 2021 = 15,280  
 2022 = 17,083

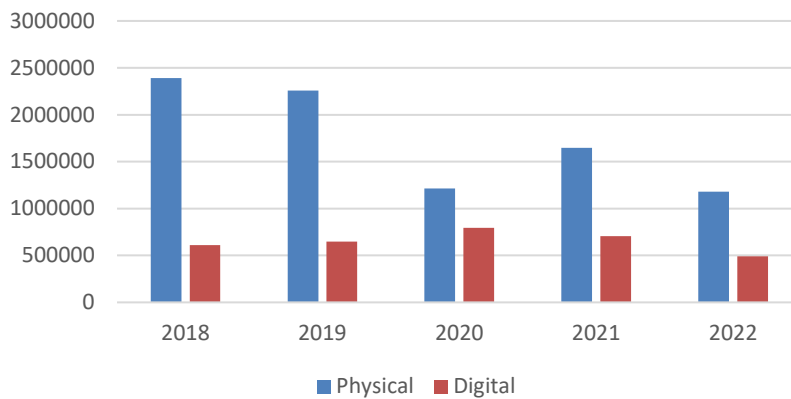
## Circulation



### CIRCULATION TOTAL

2018 = 3,001,027  
 2019 = 2,905,391  
 2020 = 2,008,735  
 2021 = 2,353,711  
 2022 = 2,086,007

## Circulation by Material Type



## ACCOUNTABLE

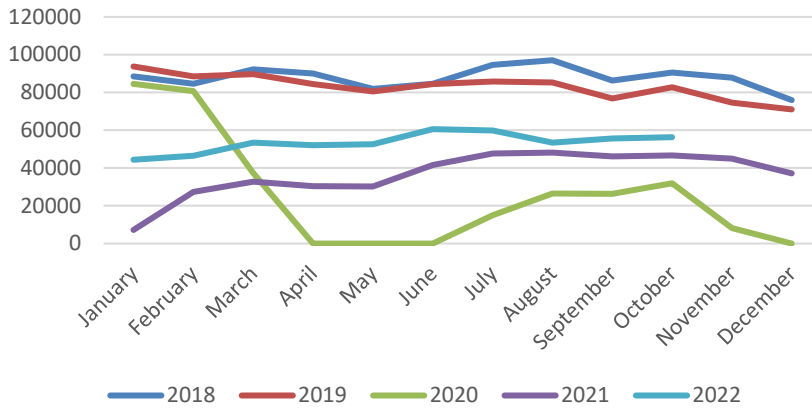
We serve the community with integrity, excellence, and transparency. We are stewards of our community's trust and tax-funded resources.



**CONNECT**  
TO CURIOSITY

# OCTOBER 2022 STATS REPORT

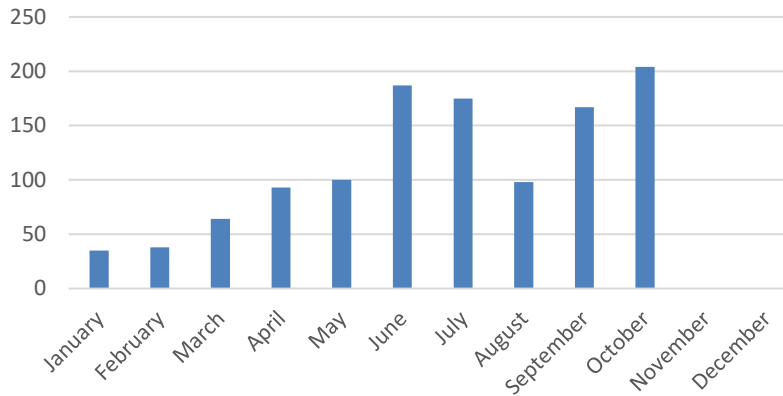
## Door Count



### DOOR COUNT TOTAL

2018 = 1,054,299  
 2019 = 997,353  
 2020 = 310,557  
 2021 = 440,200  
 2022 = 534,876

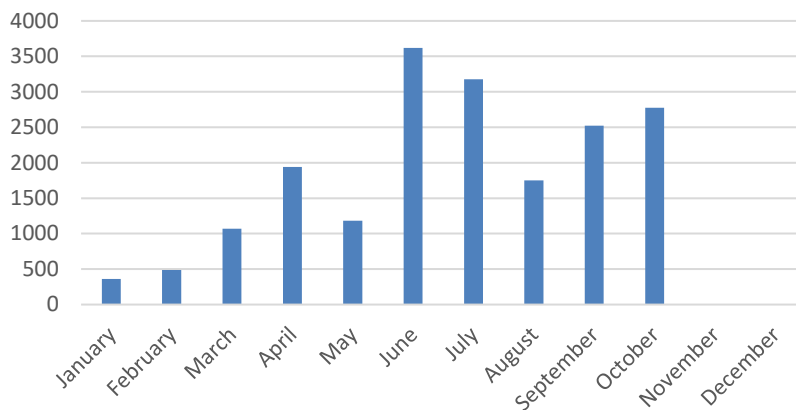
## Total Number of Programs



### PROGRAMS TOTAL

2018 = 2,687  
 2019 = 2,697  
 2020 = 834  
 2021 = 864  
 2022 = 1,161

## Program Attendance



### PROGRAM ATTENDANCE TOTAL

2018 = 78,778  
 2019 = 76,125  
 2020 = 35,503  
 2021 = 25,506  
 2022 = 18,885



## ACCOUNTABLE

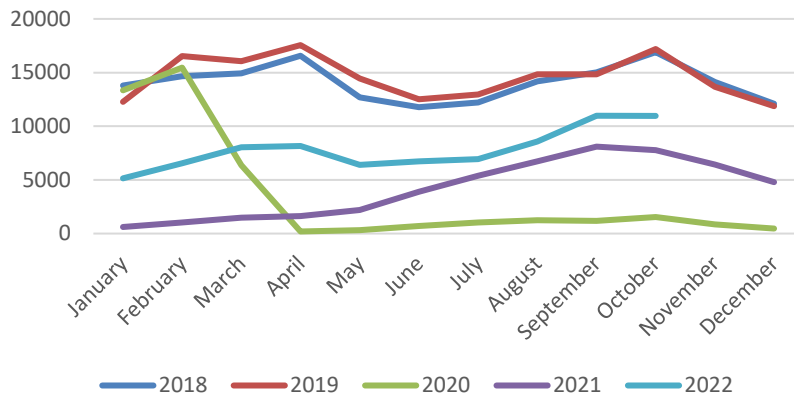
We serve the community with integrity, excellence, and transparency. We are stewards of our community's trust and tax-funded resources.



**CONNECT**  
TO CURIOSITY

# OCTOBER 2022 STATS REPORT

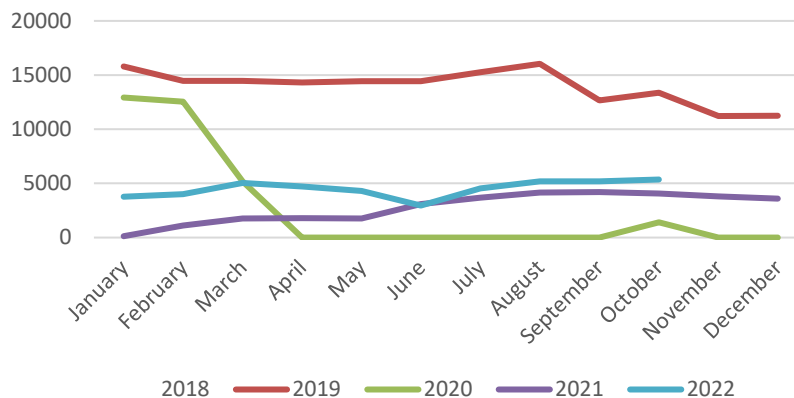
## WiFi Sessions



### WI-FI SESSIONS TOTAL

2018 = 168,942  
 2019 = 164,749  
 2020 = 42,716  
 2021 = 50,049  
 2022 = 78,469

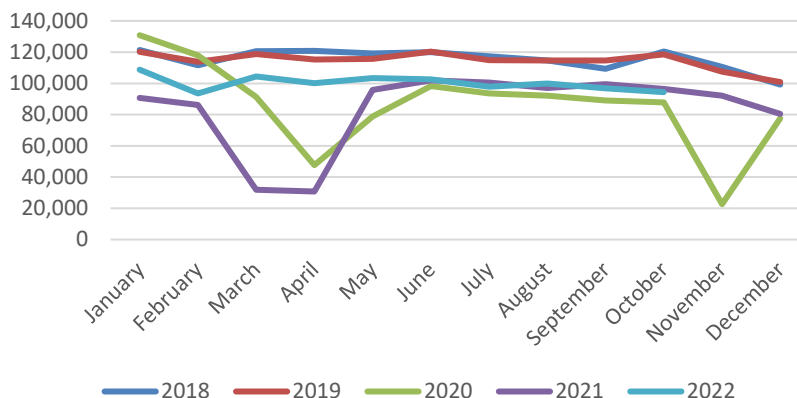
## PC Sessions



### PC SESSIONS TOTAL

2018 = 200,512  
 2019 = 167,677  
 2020 = 32,054  
 2021 = 33,151  
 2022 = 45,051

## Website Sessions



### WEBSITE SESSIONS TOTAL

2018 = 1,385,326  
 2019 = 1,374,967  
 2020 = 1,027,764  
 2021 = 1,003,076  
 2022 = 1,001,850



## ACCOUNTABLE

We serve the community with integrity, excellence, and transparency. We are stewards of our community's trust and tax-funded resources.



**CONNECT**  
TO CURIOSITY