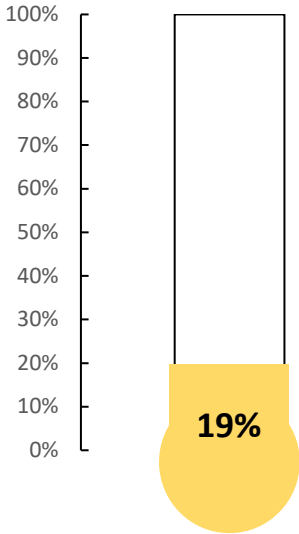


March 2023 Dashboard



Progress toward 2023 GOALS: 20% annual increase of customer visits and new cardholders

March Check Outs + (Auto)Renewals by Location

Poudre Libraries launched automatic renewals on February 1, 2023.

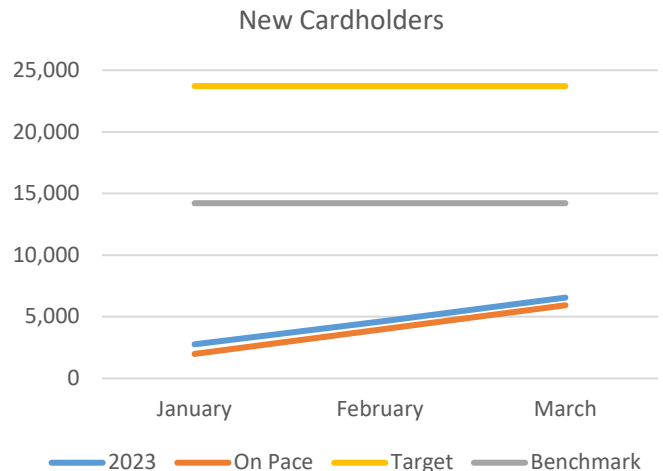
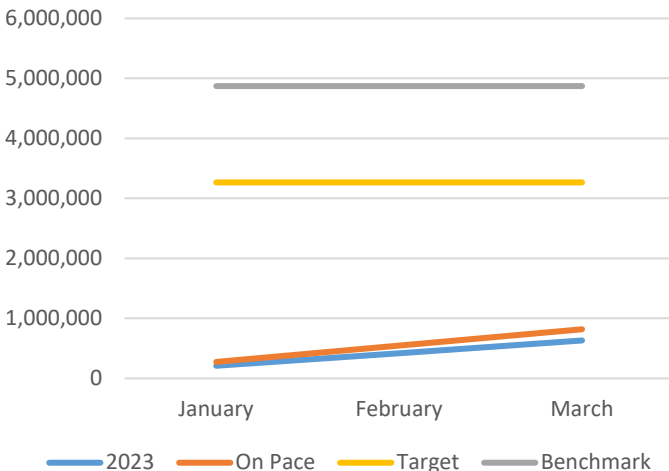
A 2022 / 2023 March comparison **shows a 7% increase in checkouts / renewals** over the same period.

Most physical items are eligible for automatic renewals. However, an item will not auto-renew if another library customer has requested it (placed it on hold) or the item has reached its maximum number of renewals (up to 3 for most items).

OLD TOWN LIBRARY	42,335
COUNCIL TREE LIBRARY	37,168
HARMONY LIBRARY	27,923
Auto-Renewals	66,722
Remote	5,195
WEBSTER HOUSE	3,626
Community Outreach	309
All Locations	183,278

Visits (Goal Total Visits = 3,265,087)		
Year to Date		
Physical	Virtual	Total
180,508	451,674	632,182

Cardholders (Goal New Cardholders = 23,710)		
Year to Date		
New	Active	Total
6,538	54,007	108,609

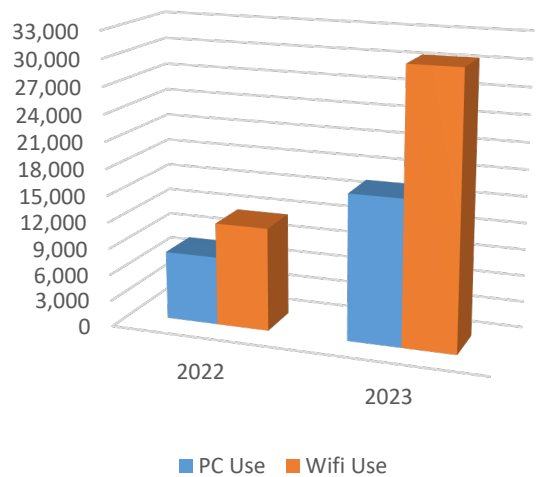
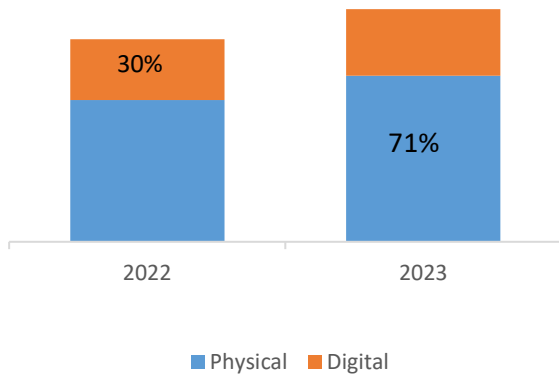


March 2023 Dashboard Continued

Borrowing			
Year to Date Comparison			
	Physical	Digital	Total
2023	501,494	201,364	702,858
2022	278,848	121,365	400,213

Tech Access			
Year to Date Comparison			
	PC Use	WiFi Use	Total
2023	16,490	30,602	47,092
2022	7,770	11,688	19,458

Circulation by Material Type



Number of Programs			
Year to Date Comparison			
	Offsite	Library	Total
2023	46	481	527
2022		73	73

Program Attendance			
Year to Date Comparison			
	Offsite	Library	Total
2023	1,700	9,664	11,364
2022		850	850

