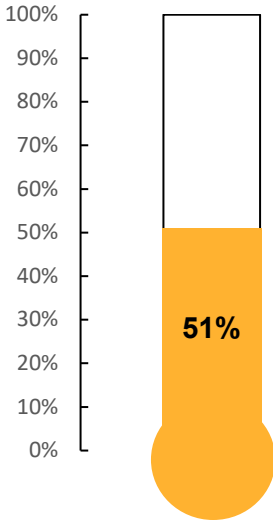


## Updates to Monthly Stats Tracking

The following events have impacted our monthly stats tracking. The results are reflected in the July 2023 Dashboard report.

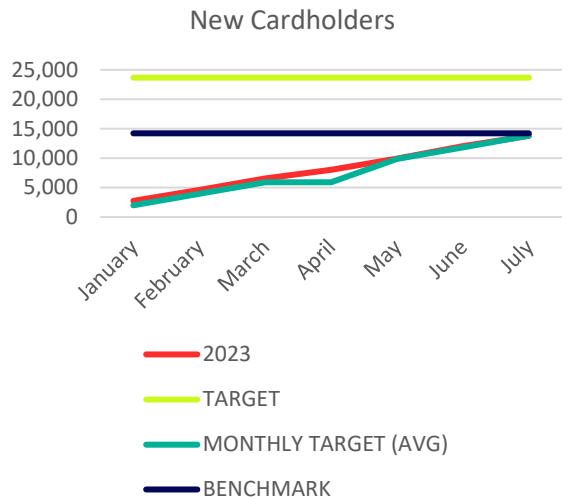
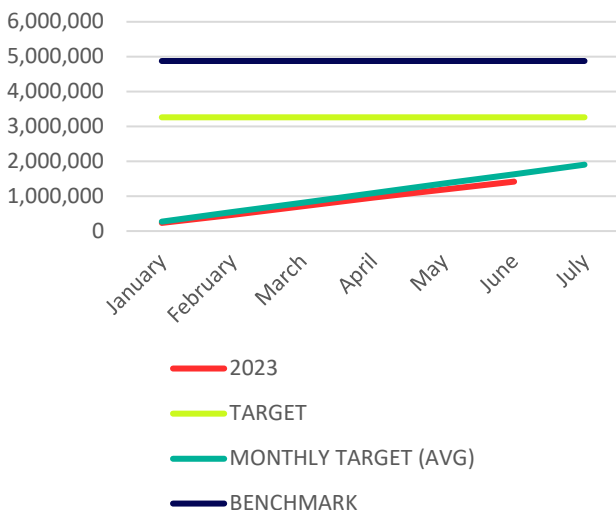
- In July, Google Universal Analytics (UA) changed to **GA4** which affects how we report traffic to our website. UA focused on “Total Users” and GA4 focuses on “Active Users” which is a different calculation. There is also a difference in how “Sessions” are reported. You may see a slight change in our overall Virtual Visits going forward due to these updates.
- In May, we **removed the extra “Events” landing webpage** from our site to improve UX. We direct visitors to our online Events Calendar via a homepage “Events” button. This has impacted our monthly website sessions data along with the GA4 update.
- We now include monthly **App Sessions** as part of our Virtual Visits – data was added to the July report and reflects YTD use.
- We began tracking **Mobile Library (Evie) Visits** as part of our In-Person Visits starting in May 2023. The stats are reflected in the July 2023 report.
- **Program attendance** for July is missing some children’s program attendance numbers due to staff medical leave.



**Progress toward  
2023 GOALS: 20%  
annual increase of  
customer visits and  
new cardholders**

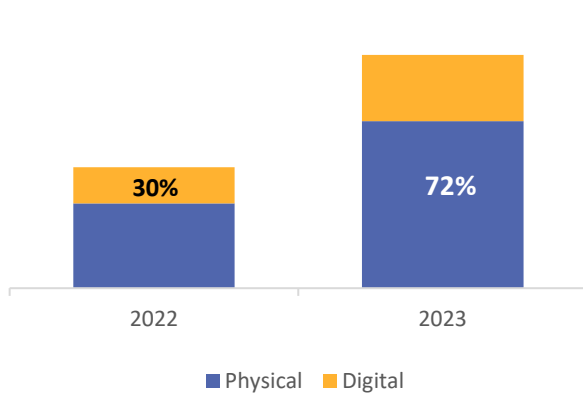
Visits (Goal Total Visits = 3,265,087)		
Year to Date		
Physical	Virtual	Total
432,474	1,224,168	1,656,642

Cardholders (Goal New Cardholders = 23,710)		
Year to Date		
New	Active	Total
13,781	55,503	115,413

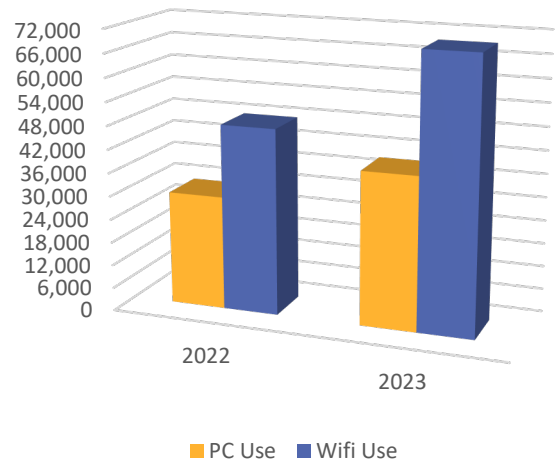


# July 2023 Dashboard Continued

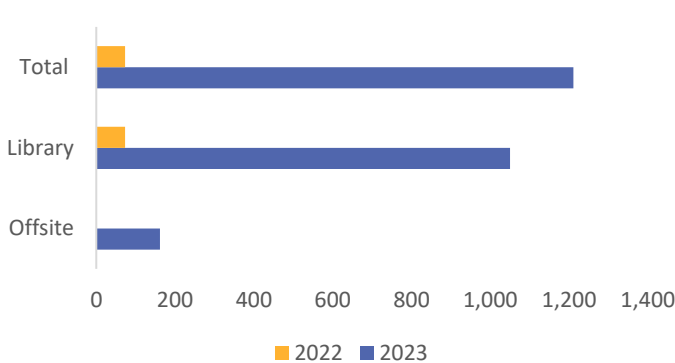
Borrowing			
Year to Date Comparison			
	Physical	Digital	Total
2023	1,209,533	474,950	1,684,483
2022	868,121	366,624	1,234,745



Tech Access			
Year to Date Comparison			
	PC Use	WiFi Use	Total
2023	39,429	69,743	109,172
2022	29,311	47,965	77,276



Number of Programs			
Year to Date Comparison			
	Offsite	Library	Total
2023	161	1,050	1,211
2022		73	73



Program Attendance			
Year to Date Comparison			
	Offsite	Library	Total
2023	3,533	21,121	24,654
2022		850	850

