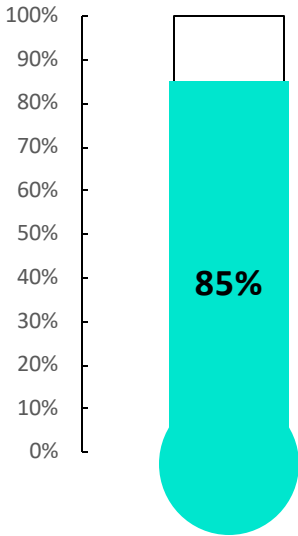
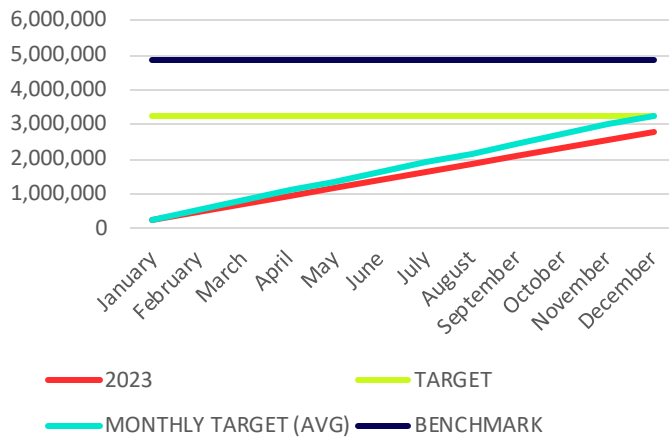


December 2023 Dashboard

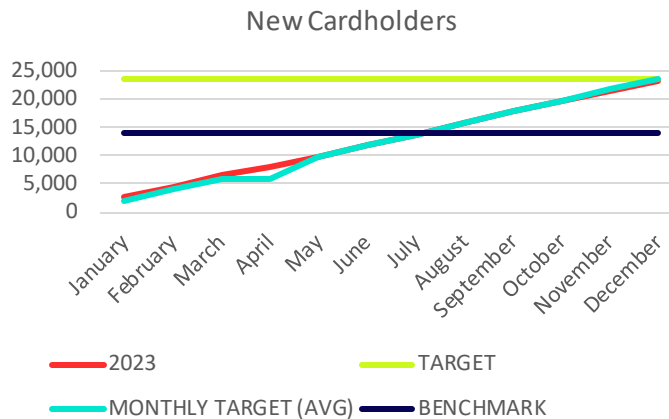


Progress toward 2023
GOALS: 20% annual
increase of customer
visits and new
cardholders

Visits (Goal Total Visits = 3,265,087)		
Year to Date		
Physical	Virtual	Total
724,266	2,051,289	2,775,555



Cardholders (Goal New Cardholders = 23,710)		
Year to Date		
New	Active	Total
23,206	56,739	115,287

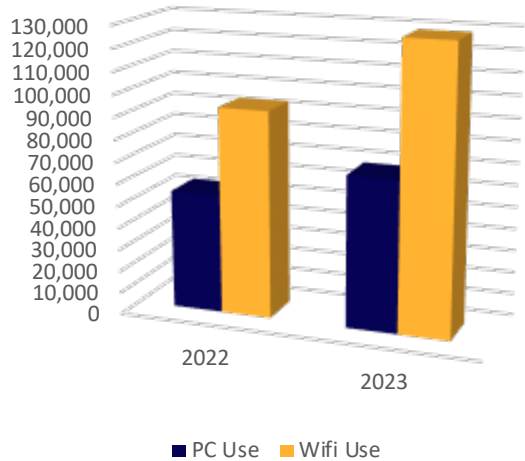
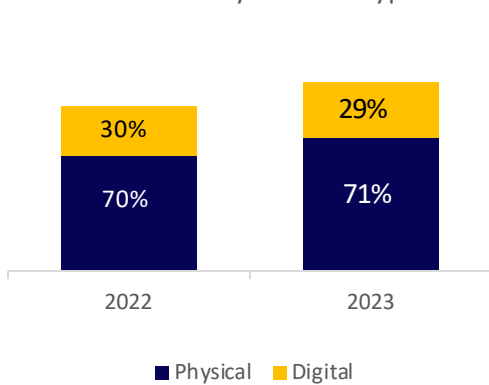


December 2023 Dashboard

Borrowing			
Year to Date Comparison			
	Physical	Digital	Total
2023	2,028,019	833,601	2,855,628
2022	1,747,680	738,351	2,486,031

Tech Access			
Year to Date Comparison			
	PC Use	Wi-Fi Use	Total
2023	68,900	128,862	197,762
2022	54,140	93,856	147,996

Circulation by Material Type



Number of Programs			
Year to Date Comparison			
	Offsite	Library	Total
2023	212	1,685	1,897
2022		1,464	1,464

Program Attendance			
Year to Date Comparison			
	Offsite	Library	Total
2023	5,530	34,245	39,775
2022		22,640	22,640

