

August 2017

Nerd Prom at Old Town Library

As part of the ComicCon weekend, the Library District partnered with *Fort Collins ComicCon* to host *Nerd Prom* for teens 12-18. It was a rocking night with fidget making, button making, retro video games, anime, tons of bubble wrap, fun instruments, sparkly hula hoops, geeky photo ops, favorite fandom voting, and, of course, music and dancing! And, most of the teens came in cosplay or in prom attire. Staff and volunteers hosted 105 teens. Attendance was up 48% from last year's prom.

"I had so much fun last year. I told all my friends to come this year."

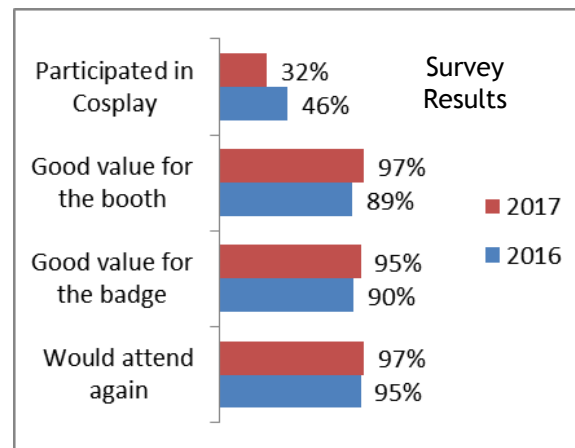


Fort Collins Comic Con

The Fort Collins Comic Con strives to encourage youth literacy through comic books and other pop-culture mediums and raise funds for a local cause. The 3rd annual Fort Collins Comic Con provided a fun, locally-organized and affordable Con experience. Participants came from all over Colorado. They also came from Wyoming, New Mexico, Nebraska, Arizona, Kentucky, Washington, South Dakota, Montana, and West Virginia. The Con raised approximately \$30,000 for the Library District. Funds from past Comic Cons have supported access to digital comics on [hoopla](#) and a [platform](#) that allow patrons to create and publish their own ebooks.

Con by the Numbers:

- Total badges sold: ~2,800
- 161 vendors/exhibitors
- 25% first-time con-goers
- 35% traveled more than 25 miles to attend
- Attendees spent an average of \$51.37



MEMBER ENGAGEMENT (CARDHOLDERS)



New in August
1,816

162,541
Current

COMPUTER USAGE



Library computer users
In August
2016/2017
13,876/12,332

Wireless Use
17,063/14,322

HOLDS PLACED



30,749/31,916
In August 2016/2017

261,960/253,069
Year-to-date

PEOPLE WELCOMED (DOOR TRAFFIC)



2,847
August 2017 average/day

August
2016/2017
89,821/88,270

DATABASE USAGE



Sessions
12,641/21,765
August 2016/2017

PROGRAMS



152/165
Programs held in July
2016/2017
4,081/6,350
People in attendance
2016/2017

VOLUNTEERS

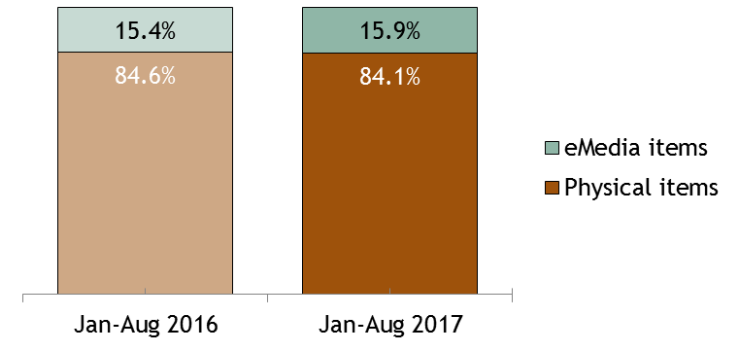


196/160 Volunteers
1129/1244 Hours
In August 2016/2017

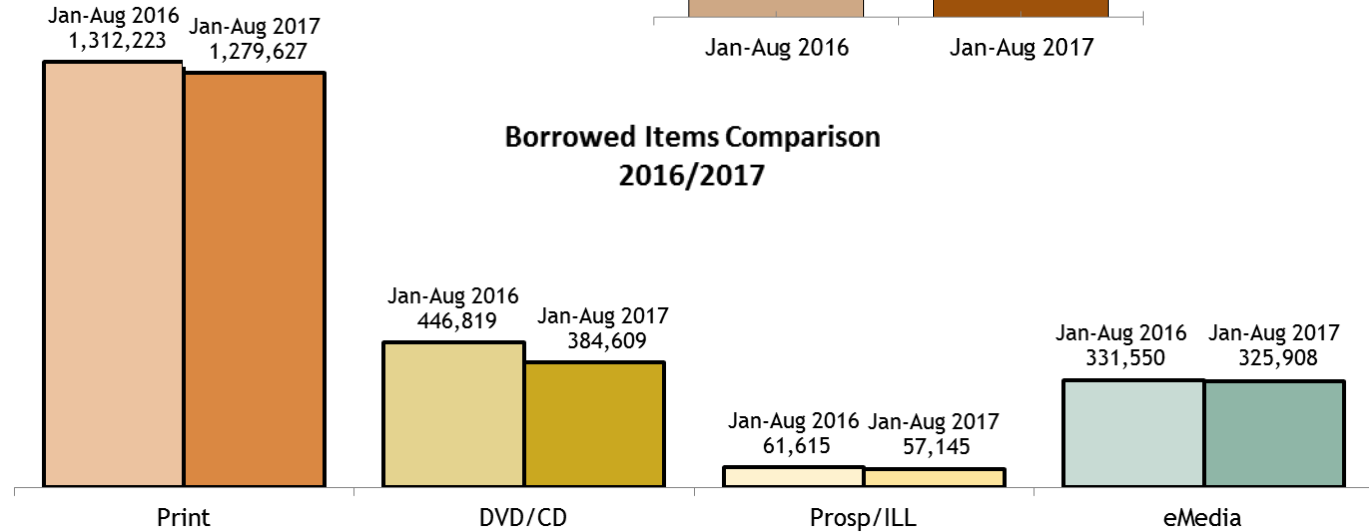
BOOKS & MATERIALS

3,679
Items added in August
388,751
Current number of
items in the collection

Type of Borrow



Borrowed Items Comparison 2016/2017



Monthly Circulation Comparison

