

**CONNECT
TO CURIOSITY**

December 2019

PEOPLE WELCOMED (DOOR TRAFFIC)



Average/day for
December 2019
2,368

Year to Date
2017/2018
1,054,299/997,353

↓ 6% in 2019

VOLUNTEERS



In December 2019
139 Volunteers
499 Hours

Year to Date
2018/2019
12,933/11,636 Hours
↓ 10% in 2019



DATABASE USAGE



In December 2019
27,494

Year to Date
2018/2019
584,286/585,675
↑ .2 % in 2019

PROGRAMS



Programs held in
December 2019
159

People in attendance
3,554

Programs/Events held in
2018/2019
2,656/2,697

↑ 1.5 % in 2019

People in attendance
70,859/76,125
↑ 6.9% in 2019

MEMBER ENGAGEMENT (CARDHOLDERS)



New in December 2019
718

Current
136,089

Monthly Average Current
Members
2018/2019
162,993/162,896

HOLDS PLACED



In December 2019
28,180

Year to Date
2018/2019
366,518/377,785
↑ 3% in 2019

COMPUTER USAGE



WiFi use in December 2019
11,870

WiFi Year to Date use
2018/2019
168,942/174,749
↑ 3.4%

Library computer users in
December 2019
11,230

Year to Date use
2018/2019
200,512/167,677
↓ 16%

ITEM COUNT

Physical items added in December
2,589

Physical items removed in December
4,696

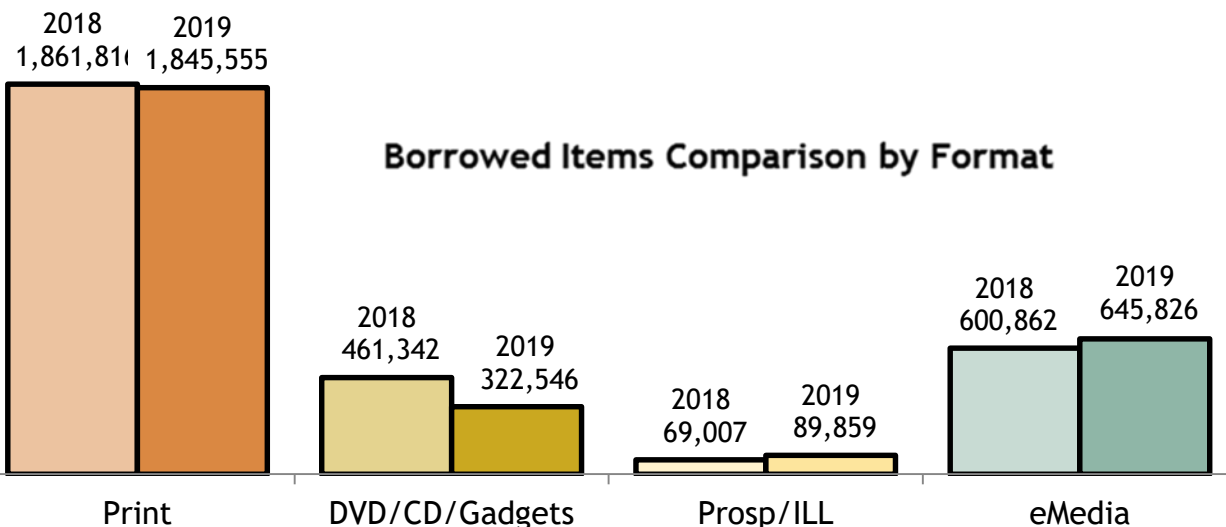
Current number of physical items
in the collection
337,556

↓ 3.6% from 2018

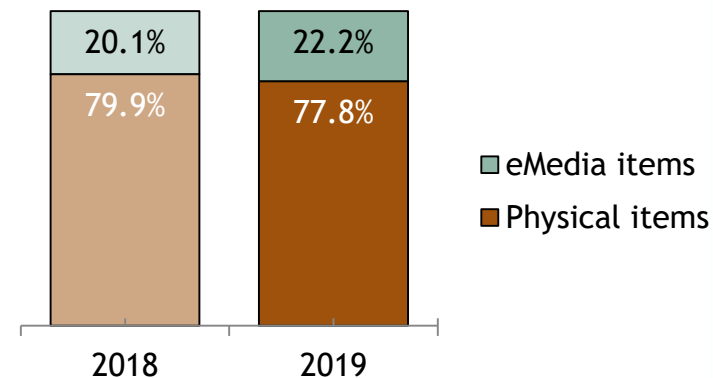
Digital items in the collection
840,647
↑ 25% from 2018

BOOKS & MATERIALS

Borrowed Items Comparison by Format

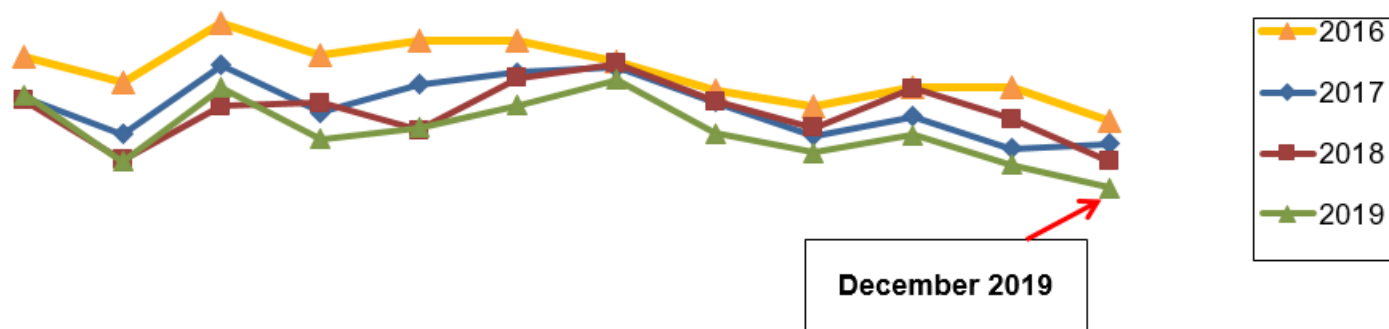


Type of Borrow



	Total Circulation Increase	
2016	3,164,866	-1.9%
2017	3,008,093	-4.9%
2018	2,986,721	-0.7%
2019	2,903,786	-2.8%

Monthly Circulation Comparison



**Overall Total Circulation
January - December 2019
2,903,786**

**Down 2.78% from the same time
period last year.**

