

1st Anniversary of the Mobile Library, Evie

Total Check-outs
5,261

Total Check-ins
2,001

of Cards Created
433

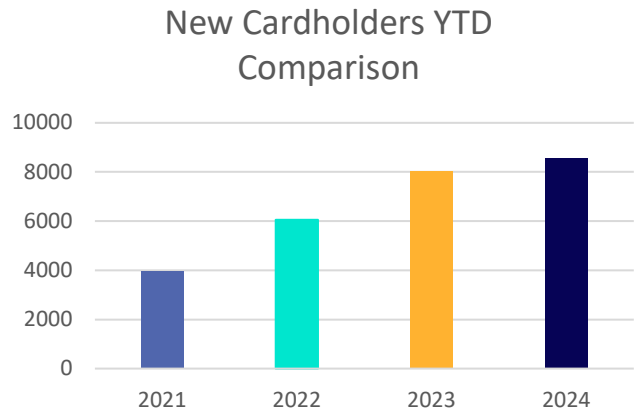
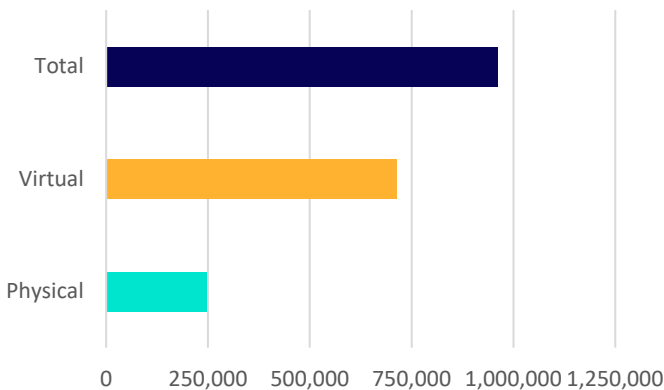
of Programs
248

Program Attendance
11,982



Visits		
Year to Date		
Physical	Virtual	Total
247,266	713,711	960,977

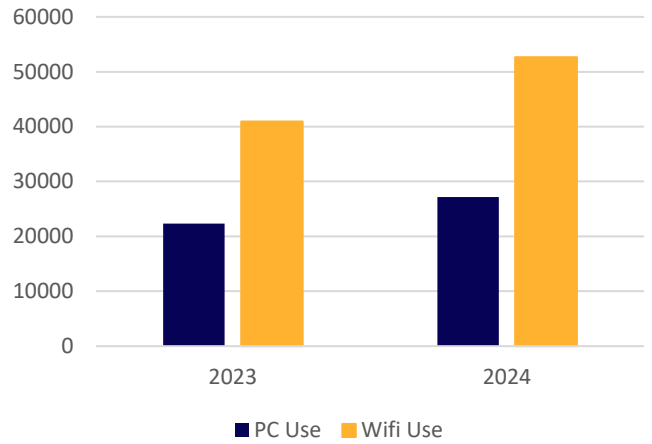
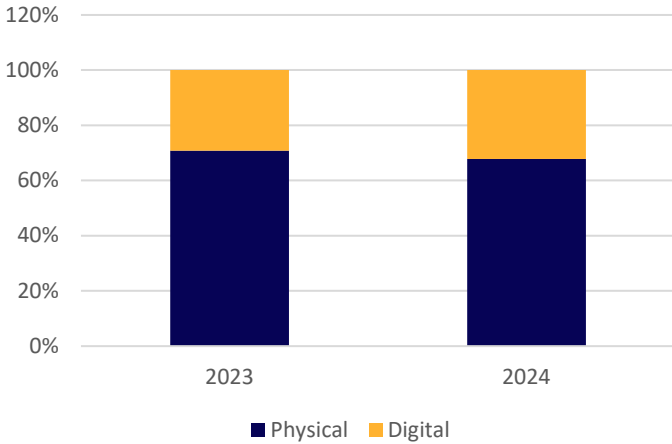
All Cardholders		
New YTD	Active	Total
8,562	61,813	123,109



April 2024 Dashboard

Borrowing			
Year to Date Comparison			
	Physical	Digital	Total
2023	673,782	266,551	940,333
2024	664,944	314,985	979,929

Tech Access			
Year to Date Comparison			
	PC Use	Wi-Fi Use	Total
2023	24,334	40,953	65,287
2024	27,178	52,685	79,863



Number of Programs			
Year to Date Comparison			
	Offsite	Library	Total
2023	86	607	693
2024	45	520	565

Program Attendance			
Year to Date Comparison			
	Offsite	Library	Total
2023	2,002	13,339	15,341
2024	1,061	13,299	14,360

