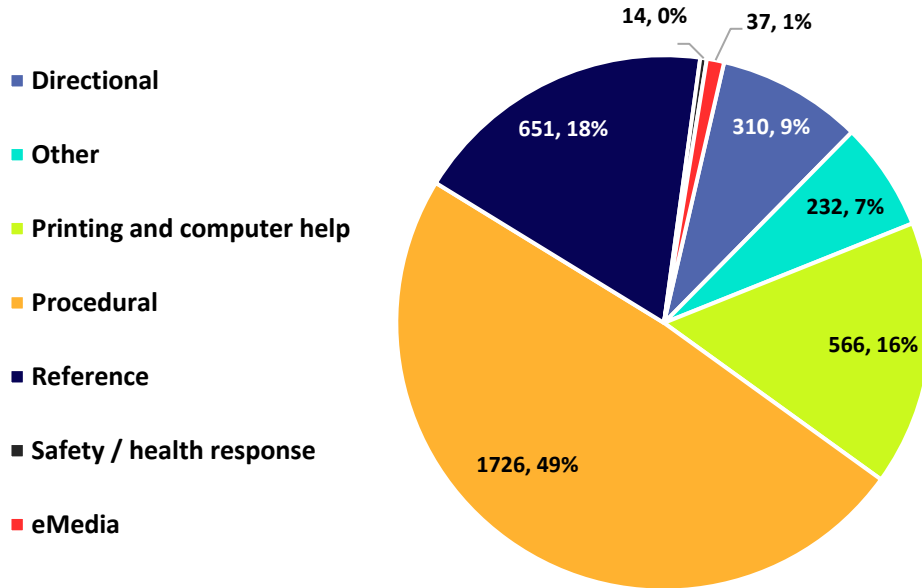


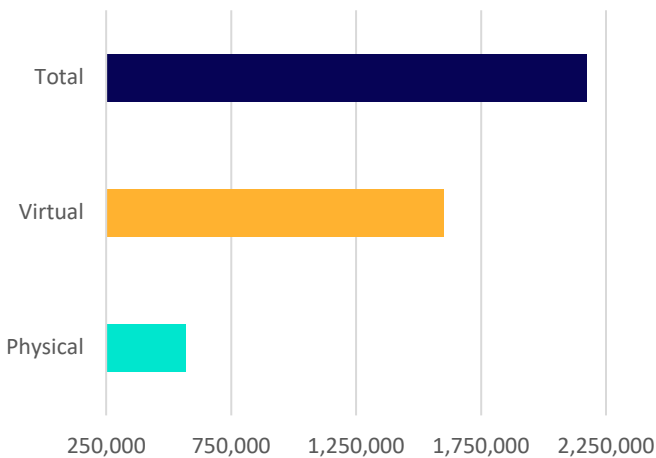
## DART Results for October 21 - 27, 2024

3,536 total transactions

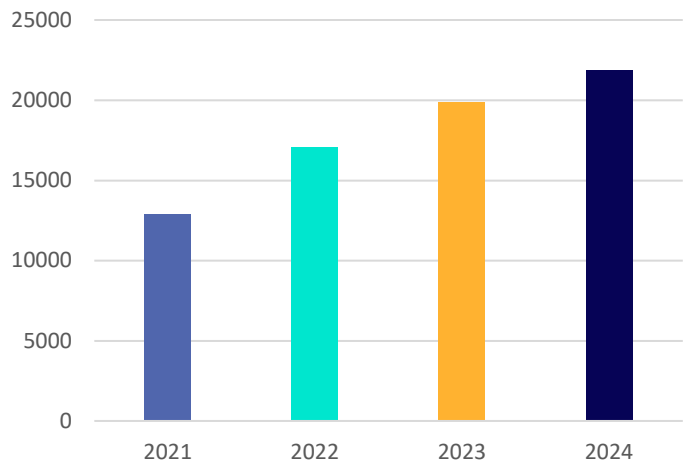


Visits		
Year to Date		
Physical	Virtual	Total
570,391	1,599,838	2,170,229

All Cardholders		
New YTD	Active	Total
21,855	64,128	133,800



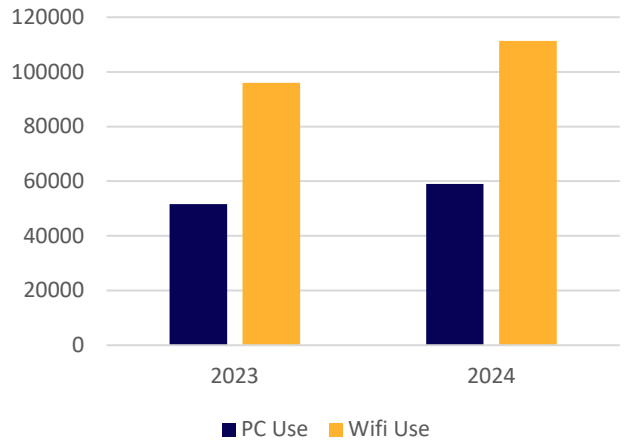
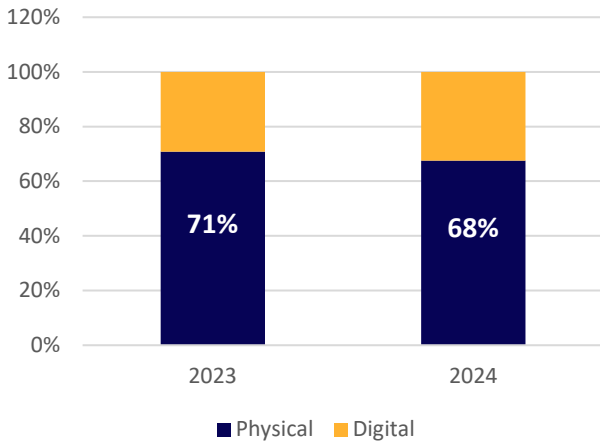
### New Cardholders YTD Comparison



# October 2024 Dashboard

Borrowing			
Year to Date Comparison			
	Physical	Digital	Total
2023	1,719,950	686,539	2,406,489
2024	1,679,530	805,426	2,484,956

Tech Access			
Year to Date Comparison			
	PC Use	Wi-Fi Use	Total
2023	51,553	95,971	147,524
2024	59,046	111,326	170,372



Number of Programs			
Year to Date Comparison			
	Offsite	Library	Total
2023	197	1,441	1,638
2024	143	1,364	1,507

Program Attendance			
Year to Date Comparison			
	Offsite	Library	Total
2023	5,159	29,029	24,188
2024	4,106	32,996	37,102

